

Annual Report 2015



Delta Life Insurance Company Limited

(Delta Life : Prosperous Life)



Delta Life
Annual Report
2015



Delta Life
Insurance Company Limited

Credit Rating

Delta Life : Prosperous Life

**DELTA LIFE INSURANCE
COMPANY LTD.**

**SECURES
'AAA'
RATING**



Delta Life is rated 'AAA' by Emerging Credit Rating Ltd. - it is the First Life Insurer in Bangladesh to achieve this highest credit rating. Triple A indicates among others solid financial foundation with strong balance sheet and superior earning record, sound claim paying ability, entrenched market position and diversified product portfolio. The Company has an exceptionally strong capacity to meet its financial commitments and exhibits a high degree of resilience to adverse developments in the economy. Being one of the largest life insurance companies in the country with around three decades of experience, Delta Life assures the highest financial security to its clients.

Our gratitude and appreciation to the valued Policyholders, Shareholders and other Stakeholders for their support and trust on us through which this achievement has been made possible.



Delta Life Insurance Company Limited

Delta Life Tower, Plot # 37, Road # 90, Gulshan Circle – 2, Dhaka – 1212, Bangladesh
Phone : 55051919, 09613 666000, FAX : 88-02-8831739
E-mail : info@deltalife.org, Website : www.deltalife.org



Table of Contents

TABLE OF CONTENTS

Transmittal Letter	05
Notice of the 30th Annual General Meeting	06
Board of Directors	08
Corporate Management	09
Vision/Goal/Values	10
Financial Statistics	11
From the Desk of Chairman	12
Certificate of BAPLC	14
Directors' Report	16
Certificate of Compliance of Conditions of the Corporate Governance Guidelines	26
Corporate Governance Compliance Report	27
Report of the Audit Committee	31
Auditor's Report	34
Consolidated Financial Statements	38
Financial Statements of Delta Life Insurance Company Ltd.	48
Notes to the Financial Statements	58
Directors' Responsibility Statement	94
Certificate of CEO & CFO Under Corporate Governance Guidelines	95
Auditor's Report and Financial Statements of DLIC Securities Ltd.	98
Key Financial Indicators	111
Proxy Form & Attendance Slip	113



Chronology

CHRONOLOGY

- 10 November 1986 Incorporation and Commencement of Business
- 17 December 1986 Signing of First Policy
- February 1988 Launching of Grameen Bima
- 8 October 1993 Launching of Gono Bima
- 7 February 1994 Inauguration of Delta Care Hospitalisation Plan
- 13 September 1995 Listed in Dhaka Stock Exchange Ltd.
- 6 December 1995 Listed in Chittagong Stock Exchange Ltd.
- March 2001 Membership of Global Network for Banking Innovation in Microfinance (GNBI)
- 4 January 2003 Gono-Grameen Bima Merged
- 30 January 2012 Silver Jubilee of the Company
- 07 July 2013 Incorporation and Commencement of Business of DLIC Securities Ltd.



Transmittal Letter

All shareholder
Bangladesh Securities and Exchange Commission (BSEC)
Insurance Development and Regulatory Authority (IDRA)
Registrar of Joint Stock Companies and Firms (RJSC)
Dhaka Stock Exchange Limited (DSE)
Chittagong Stock Exchange Limited (CSE)
Central Depository Bangladesh Limited (CDBL)
All other Stakeholders

Dear Sir(s),

It is my pleasure to transmit the Annual Report 2015 of Delta Life Insurance Company Limited along with the Audited Financial Statements for the year ended December 31, 2015 together with the consolidated balance sheet of its subsidiary company namely DLIC Securities Limited for all concerned.

The Annual Report includes message from the Chairman of the Board of Directors, Directors Report and Financial Statements with relevant notes along with the consolidated statements of its subsidiary company.

I would like to convey my sincere thanks and gratitude to all concerned. This is for your kind information and record.

With regards,

(Chowdhury Qamrul Ahsan)
Executive Director (HRD & DLTI)
& In-charge, Board Affairs

Notice of The 30th Annual General Meeting

Notice is hereby given that the 30th (Thirtieth) Annual General Meeting of Delta Life Insurance Company Limited will be held on June 27, 2016, Monday, at 10:30 A.M. at Delta Life Tower, Plot # 37, Road # 90, Gulshan-2, Dhaka-1212 to transact the following businesses:

Agenda:

1. To receive, consider and adopt the Audited Financial Statements for the year ended 31st December 2015 together with the reports of the Auditors and Directors thereon.
2. To declare dividend for the year ended 31st December 2015 as recommended by the Board of Directors.
3. To elect/ re-elect Director(s) as per Articles of Association of the Company.
4. To appoint Auditor(s) of the Company for the year 2016 and to fix their remuneration.
5. To confirm appointment of Independent Director.

Dated: Dhaka
June 24, 2016

By order of the Board of Directors
Sd/-
(Chowdhury Qamrul Ahsan)
Executive Director (HRD & DLT)
& In-charge, Board Affairs

Notes:

- a) Shareholders whose names appear in the Depository Register/ Share Register on the Record Date i.e. June 12, 2016 shall be eligible to attend the 30th Annual General Meeting (AGM) and receive the Dividend.
- b) The Board of Directors recommended Cash Dividend of 18 percent or Tk.1.80 per share of Tk.10/- each for the year 2015.
- c) In accordance with the Articles of Association of the Company Directors shall retire at the AGM for the year 2015 and may, if eligible, offer themselves for re-election.
- d) A member entitled to attend and vote at the AGM may appoint a proxy who must be a shareholder of the Company to attend and vote in his/her stead. The Proxy Form, duly filled & stamped at Tk.20/- must be deposited at the Registered Office of the Company no later than 48 (forty eight) hours before commencement of the AGM.
- e) Shareholders bearing BO ID number are requested to update their respective BO ID with 12 Digits Taxpayers Identification Number (e-TIN), Bank Account, address and Mobile Number etc. through their Depository Participant (DP) before the Record Date.
- f) Shareholders bearing Folio Numbers are requested to submit their 12 Digits Taxpayers Identification Number (e-TIN) to the Share Department of the Company before the Record Date; failing which Income Tax at Source will be deducted from cash dividend @ 15% instead of 10% as per Income Tax Ordinance 1984 under section 54.
- g) The concerned Brokerage Houses are requested to provide us with a statement with the details (Shareholder name, BO ID number, client-wise shareholding position, gross dividend receivable, applicable tax rate, and net dividend receivable) of their margin loan holders who holds Delta Life shares, as on the Record Date, along with the name of the contact person in this connection, to the Company's Share Department on or before June 16, 2016. The Brokerage Houses also requested to provide us with their Bank Account name & number, routing number etc.
- h) In case of non-receipt of Annual Report -2015 of the Company sent through courier, Members may collect the same from the Company's Share Dept. within June 26, 2016. No additional Annual Report will be distributed at the AGM venue. Soft copy of the Annual Report is available in the Company's website: www.deltalife.org

N.B: No gift or benefit in cash or kind shall be paid/ offered to the honorable Shareholders in the 30th AGM of the Company as per BSEC Circular No.SEC/CMRRCD/2009-193/154 dated 24.10.2013.



Board of
Directors



Board of Directors



Chairman

Mr. Monzurur Rahman



Directors

Mr. Aziz Ahmed, FCA, CISA (USA) Independent Director

Mr. Anisul Haque, FCMA Independent Director

Mr. Kazi Fazlur Rahman Independent Director

Mrs. Suraiya Rahman

Mr. Zeyad Rahman

Ms. Anika Rahman

Ms. Saika Rahman

Mr. Nizamul Hoque

Mr. Arif Ahmed

Mr. Md. Wahid Uddin



Corporate Management

Managing Director & CEO

Swapan Kumar Sarkar, FCA

Additional Managing Director

Adeeba Rahman, ACII, Chartered Insurer (UK)

Deputy Managing Director

Uttam Kumar Sadhu, FCMA, FCS

Executive Director

Brigadier General M. Mosharraf Hossain (Retd.)
Chowdhury Qamrul Ahsan (Retd. Addl. IG of Police)
Dr. Ashraf Uddin

Senior Executive Vice President

Anwarul Haque

Executive Vice President

Md. Abdul Hai
M. Abdullah Saadi
Md. Ahsan Habib

Consulting Actuary

Mohammad Sohrab Uddin, PhD, AIA

Auditors

Messers S. F. Ahmed & Co. (Delta Life Insurance Company Ltd.)
Chartered Accountant
Messers Shofiq Basak & Co. (DLIC Securities Ltd.)
Chartered Accountant

Bankers

Uttara Bank Ltd.	Pubali Bank Ltd.	Premier Bank Ltd.
Bangladesh Krishi Bank Ltd.	Dutch Bangla Bank Ltd.	Sonali Bank Ltd.
Janata Bank Ltd.	Rajshahi Krishi Unnuan Bank	Citibank N.A.
Mercantile Bank Ltd.	Agrani Bank Ltd.	Dhaka Bank Ltd.
City Bank Ltd.	Rupali Bank Ltd.	Bank Asia Limited
Islami Bank Bangladesh Ltd.	Southeast Bank Ltd.	Jamuna Bank Ltd.
Prime Bank Limited	National Bank Ltd.	Al-Arafah Bank Ltd.
First Security Islami Bank Ltd.	Social Islami Bank Ltd.	Standard Chartered Bank Ltd.

Values

Teamwork

Respect for all people

Unquestionable integrity

Excellence in everything we do

Speed in servicing

Truthfulness

Vision

We will be the premier life insurance Company in Bangladesh.

We will serve our customers with respect and will provide the best solution for their needs.

We will be a Company with qualified professionals who will work together as a team and serve with dignity and the highest level of integrity. We believe in excellence and will continuously improve our service and will obtain the loyalty of our customers with service beyond their expectations.

“Adding Value” will be the operative words of our organization.

Goal

- Provide financial security to our customers with insurance policies that are most suitable for them.
- Make life insurance an easy saving instrument and a profitable one with attractive bonus and improved customer service.
- Collect small savings from the people of our company and invest the accumulated savings in profitable nation building enterprises.



Financial Statistics

Business Performance-2015

(Taka in Crore)

	2015	2014	2013	2012	2011
First Year Premium	106.58	100.04	83.58	81.07	128.32
Renewal Premium	413.10	408.94	403.38	386.19	339.21
Group Insurance Premium	24.12	24.05	32.92	25.36	24.33
Health Insurance Premium	14.44	11.40	14.81	16.06	9.31
Gross Premium	558.24	544.43	534.69	508.68	501.17
Investment Income	306.76	300.28	267.76	232.76	211.29
Claims	427.91	394.66	347.67	284.29	229.67
Management Expenses					
a) Commission	80.43	79.05	75.36	66.77	98.11
b) Admin. Expenses	72.26	74.49	76.42	74.01	73.78
Assets	3,845.96	3,768.23	3,088.88	2,771.73	2,465.18
Life Fund	3,302.94	3,052.92	2,805.18	2,633.16	2,328.20
Claims to Premium (%)	76.65	72.49	65.02	55.89	45.83
Management Expenses to Premium (%)	27.35	28.20	28.39	27.68	34.30
Dividend on face value of share					
a) Cash	18%	20%	11%	-	-
b) Stock	-	-	25% (4:1)	2100% (1:21)	-

Business Growth

	2015	2014	2013	2012	2011
	%	%	%	%	%
Premium	2.54	1.82	5.11	1.50	3.70
Assets	2.06	21.99	11.44	12.44	14.19
Life Fund	8.19	8.83	6.53	13.10	15.65





From The Desk of Chairman

Bismillahir Rahmanir Rahim.

Respected Shareholders,

Assalamualaikum,

I am pleased to welcome you all to the 30th Annual General Meeting of Delta Life Insurance Company Limited and to share with you the Annual Report of the Company for the year 2015. I would also like to share with you the Companys performance during the year and some of the challenges we face going forward.

Highlights of Business Growth, 2015

Our successes last year, and indeed over the last three previous years (2011-2013), were not by accident. Our life fund grew to Tk. 3,303 crores as at December 31, 2015, from Tk. 2,328 crores on December 31, 2011, although we paid massive insurance claims to our policyholders amounting to Tk. 427.91 crores in 2015, Tk. 394.66 crores in 2014, 347.67 crores in 2013, Tk. 284.29 crores in 2012 and Tk. 229.67 crores in 2011. We earned a total premium income of Tk. 558.2 crores in 2015, Tk. 5,44.43 crores in 2014, Tk. 534.69 crores in 2013, Tk. 508.68 crores in 2012 and Tk. 501.17 crores in 2011. These achievements were possible because we worked hard and had a clear and relatively simple long-term strategy for the Company: to grow with a focus on superior service to policyholders and clear communication with all related employees and well-wishers of the Company to achieve these successes.

Our careful and astute investments brought investment incomes of TK. 308.81 crores in 2015 and TK. 302.46 crores in 2014.

We have been rated AAA by Emerging Credit Rating Ltd.



Going forward

The Company is robust and financially very strong. We are unwavering in our determination to serve the people of Bangladesh with quality insurance, prompt service, and the best investment returns. Our balance sheet is a formidable competitive advantage in a business where our financial strength and security equate to our ability to back the promises we make. We look to the future with confidence.

We have undertaken laudable development for sustainable operations with rationalized risk management. We have put in cutting edge technology for our information processing needs; I dare say our information processing technology is among the most advanced technology in Bangladesh. We have built three fantastic office buildings in Bangladesh, a spectacular one in Gulshan 2 in Dhaka and two others in Khulna and Bogra. We have also bought three office floors at the Doctors Tower, a remarkable building in Purana Paltan, Dhaka.

In essence, and in a just a few words, we have built a stabilized sustainable insurance business for the hundreds of thousands of our policyholders who have put their faith in us and for our shareholders who have invested in the Company. However, I am not happy with this as I want a lot faster growth.

The energy level and morale of our Board of Directors and our leaders in the field are high. There is a strong sense of focus in the organization on the day-to-day business transactions. The population in Bangladesh is approximately twenty crores and the income level in the country is increasing at a fairly decent rate. Over twenty-five billion dollars is repatriated into the country by Bangladeshi citizen working abroad, and the garment industry is thriving. In spite of all these positive factors, insurance penetration is around a dismal five percent among the population of the country. Although this extremely low penetration provides a great opportunity for expansion, we are growing at an average rate of around five to ten percent year over year, which in my view, is poor.

During 2016 and the next five years, we are going to challenge the status quo and embrace change. We will create and pursue opportunities to secure new customers, renew and serve the customers we have with empathy and diligence, introduce new products, and expand our product distribution with committed excellence deploying shareholder capital responsibly. Our determination to challenge the status quo and commitment to excellence is going to be our strength for growth. We are determined to increase our earning power, and it will be derived from the growth velocity and quality of our business, the size and strength of our balance sheet, and the quality and character of our culture and people. I want every person in this company to put his brain and all his efforts with me to make a paradigm shift for faster and better growth.

I conclude with sincere thanks to everyone who has contributed to our company in the year 2015 and whose ongoing cooperation I look forward to, for continued growth and profitability in the years ahead. I take this opportunity to give special thanks to the Insurance Development and Regulatory Authority (IDRA), Registrar of Joint Stock Companies and Firms (RJSC), Bangladesh Securities and Exchange Commission (BSEC), Dhaka and Chittagong Stock Exchanges and the Central Depository of Bangladesh Ltd. (CDBL), the company's Banks, Vendors, the Press and Media and other business partners. I am also thankful to our valued policyholders, honorable shareholders, all employees of the Company and all stakeholders for their support in making the Company financially successful.

Monzurur Rahman

Chairman

BANGLADESH ASSOCIATION OF PUBLICLY LISTED COMPANIES



Ref. No: CM-2016/025

Date of issue :11th February 2016

Renewed Certificate

This is to certify that

DELTA LIFE INSURANCE COMPANY LIMITED

is a Ordinary Member of Bangladesh Association of Publicly Listed Companies and is entitled to all the rights and privileges appertaining thereto.

This certificate remains current until 31st December 2016.



A handwritten signature in black ink, appearing to be "R. A. M. I.", written over a horizontal line.

Secretary-General



Directors' **Report**

Directors' Report 2015

It is a pleasure and privilege on the part of the Board of Directors to place herewith the Directors' Report and Auditors' Report together with the audited financial statements of Delta Life Insurance Company Limited for the year ended 31 December 2015.

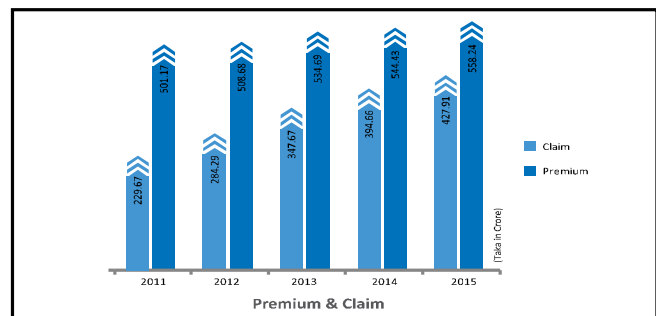
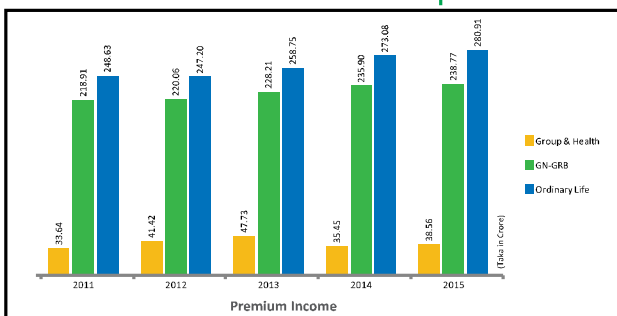
2015 was a prolific business year for Delta Life. Despite stiff competition and manifold other challenges, the Company continued to enhance the value for its shareholders' investments. During the year, as before, the Company was governed under the strategic pillars of Growth, Sustainability and Accountability as the main driving force for its outstanding attainments. The notable achievements together with the salient features of such performance are described and depicted in the succeeding parts of this report.

Review of Business & Financial Strength:

The business performance of Delta Life Insurance Company Ltd. for the year ended 31st December, 2015 is evaluated below on these indicators:

- Premium Income (Gross):** First year premium income of the company rose by 6.53% in 2015 compared to the year 2014. Renewal premium income has also increased to TK. 413.10 crore from TK. 408.94 crore in 2014. Thus, gross premium income of the Company stands at TK. 558.24 crore in 2015.
- Total Income:** Total income has also increased from TK. 842.97 crores in 2014 to TK. 863.56 crores in 2015 that is by more than 2.44% growth during the twelve months that ended on 2015.
- Investment and other income:** The investment and other income of the company have also registered a positive growth of around 2.16% in 2015; as such the income under this head has increased from TK. 300.28 crores in 2014 to TK. 306.76 crores in 2015.
- Yield on investment:** Average rate of interest earned during the year 2015 is 10.14% as compared to 10.81% in FY 2014.
- Total outgoings:** A total of Tk. 580.60 crores was paid out to policyholders against claims, etc., to development staff and officers against commission and other allowances and management expenses.
- Management Expenses:** The management expenses as a percentage to total premium income (gross) has reduced. The actual management expenses are lower by TK. 0.24 crore than the allowable limit prescribed by Insurance Act 2010. This is an indication that the management exercises better control over expenses thereby increasing policy bonus paid to the policy holders and dividends paid to the shareholders, the former being closely monitored by our regulatory authority. The overall expenses ratio stands at 27.35% in 2015 compared to 28.20% in 2014.
- Life insurance fund:** The life insurance fund has increased from Tk. 3,052.92 crores in December 2014 to TK. 3,302.94 crores in December 2015; that is by 8.19%.
- Cash flow:** Cash flow from operating activities was negative (TK. 81.32 crore) in the year because of the magnitude of claims paid to our valued policyholders (TK. 465.29 crore in 2015 as compared to TK. 417.58 crore in 2014). First generation Bangladeshi companies like ours usually experience a lower rate of increase in premium compared to the rate of increase in the amount of claims. However, the claim paying ability of the Company is regarded as one of the key indicators of sound financial strength as indicated by our financial reports and credit rating report.

Graphical Presentation of Business Performance

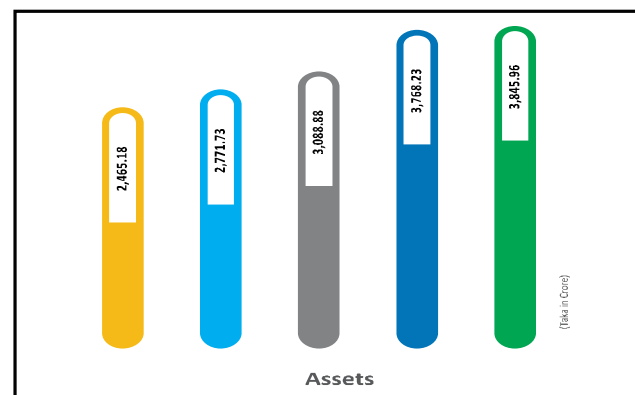
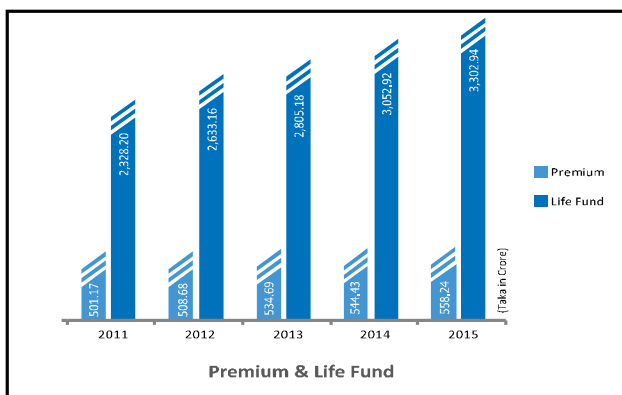




The Operational Results (before dividend) for the year 2015 is furnished below:

Particulars	(%) of Premium Income	2015 Amount in Taka	2014 Amount in Taka	(%) Increase over 2014
A. Income :				
Gross Premium Income	100	5,582,402,603	5,444,271,227	2.54
Re-Insurance		(34,863,451)	(39,138,673)	
Net Premium		5,547,539,152	5,405,132,554	2.63
Investment Income (Interest, Dividends)		3,067,637,078	3,002,764,079	2.16
Other Income		20,473,109	21,844,721	(6.28)
Total Income (Sub Total-A)		8,635,649,339	8,429,741,354	2.44
B. Expenses				
i) Claims	76.65	4,279,117,235	3,946,587,597	
ii) Management Expenses	27.35	1,526,871,229	1,535,446,398	
Total Outgoings (i+ii)	104.01	5,805,988,464	5,482,033,995	
iii) Depreciations		37,689,162	30,839,405	
iv) Reserve for unexpired risk		112,971,388	135,638,742	
v) Provision for Income Tax		100,379,303	155,700,000	
vi) Dividend		247,500,000	356,400,000	
vii) Adjustment made during the year		(169,097,949)	(208,255,502)	
Total Expenditure (B)		6,135,430,368	5,952,356,640	
C. Excess of Income Over Expenditure (A-B)		2,500,218,971	2,477,384,714	0.92
D. Life Fund b/fwd		30,529,203,492	28,051,818,778	
E. Life Fund C/fwd (C+D)		33,029,422,463	30,529,203,492	8.19

Graphical Presentation of Business Performance





Industry Outlook:

The Life Insurance Industry has a rather long and well-established history in the developed countries. The Western world has successfully adopted the possibility of financial benefit after the passing of the Life Insurance policyholder.

The insurance industry is still at a very nascent stage in Bangladesh. Most of the population, especially at the grassroots level, does not have much knowledge on insurance. Concurrent with this challenge are the facts that formal social security is almost non-existent and quality healthcare costs are extremely high and typically out of reach of the masses. Thus any unforeseen event may place a low to medium income family in a grave financial crisis.

The reason lies in the mindset of the population. Most do not consider an Insurance product as a necessity. Furthermore, the number of insurance companies in Bangladesh is more than what is required; thereby causing some of the companies to indulge in unethical business practices, which has eventually triggered a negative perception in consumers minds.

In spite of a stable growth rate of around 10% in the Bangladesh insurance industry in the last few years, the expansion of the insurance business (both life and non-life) has experienced a downward trend in the year 2014 because of a poor investment climate and a slowdown in economic activities led by political unrest. The industry experienced a similar trend in 2015, even though political unrest has since stabilized.

The Insurance Development and Regularity Authority (IDRA), has taken praiseworthy initiatives to improve the Insurance Industry. Delta Life is complying with their recommendations and is firmly set on the course to provide quality service to its customers and add value to its shareholders.

Directors' Responsibility Statement:

The Directors are responsible to the Shareholders for overall success of the Company by their strategic directions, values and governance. They provide the leadership necessary for the Company to meet its business objectives within the framework of its internal controls, while also discharging the Company's obligations to its shareholders. The Directors are of the view that these financial statements have been prepared and presented in accordance with the International Financial Reporting Standards (IFRS) and BFRS as laid down by the Institute of Chartered Accountants of Bangladesh and provide the information required by the Companies Act 1994, Securities and Exchange Ordinance 1969, Securities and Exchange Commission Rules 1987 and the regulations of the Dhaka and Chittagong Stock Exchanges. They are also responsible for taking reasonable measures to safeguard the assets of the Company, and in that context to have proper regard to the establishment of appropriate systems of internal control with a view to preventing and detecting fraudulent activities and other irregularities.



The Directors ensure that the Company maintains sufficient records to be able to disclose, with reasonable accuracy, the financial position of the Company and further ensure that the financial statements of the Company meet with the requirements of the Companies Act, Bangladesh Accounting Standards and the regulations of the Dhaka/Chittagong Stock Exchange.

The Directors have reasonable expectation that the Company has adequate resources to continue in operational existence for the foreseeable future, and therefore continues to adopt the going concern basis in preparing the Accounts after making enquires and following a review of the Company's plan for the year 2015, including its cash flows and borrowing facilities.

Messrs S. F. Ahmed & Co. Chartered Accountants Auditors of the Company have examined the financial statements made available by the Board of Directors in page 37 of the Annual Report.

The segment-wise or product wise performance (excluding DLIC Securities Ltd.):

Segment-wise operational results and capital employed based on the Financial Statements and Revenue Surplus are set out below:

	Amount in Thousand Taka	
	2015	2014
Ordinary Life		
- Premium Less Reinsurance	2,802,570	2,724,903
- Investment & other Income	2,140,605	2,098,733
Gono – Grameen Bima		
- Premium Less Reinsurance	2,387,725	2,359,011
- Investment & other Income	942,794	916,670
Group Insurance Business		
- Premium Less Reinsurance	357,244	321,218
- Other Income	3,992	4,557
Total Segment Revenue	8,634,930	8,425,093

Segment Results

(Excess of Revenue over Expenditure) before tax & interest

- Ordinary Life	2,137,442	2,060,669
- Gono – Grameen Bima	681,867	915,712
- Group Insurance Business	185,022	143,853
Total Segment Results	3,004,331	3,120,234
Add:/(Less): Un-allocable expenditure net of un-allocable Income	(127,777)	(107,815)
Total Revenue Surplus (Excess of Revenue over expenditure) before tax & dividend	2,876,554	3,012,419

Capital Employed (Segment Assets Less Liabilities)

- Ordinary Life	23,228,961	21,350,519
- Gono – Grameen Bima	9,167,956	8,683,308
- Group Insurance Business	632,505	495,376
Total Capital Employed in Segments	33,029,422	30,529,203
Add: Unallocated Corporate Assets Less Corporate Liabilities	1,238,500	1,238,500
Total Capital Employed in Company	34,267,922	31,767,703

Notes on Segment information

- Instead of reporting separately, Segment Assets and Liabilities and Capital Employed figures have been disclosed for an overall understanding of the Company's financial position.
- Un-allocable expenditure, revenue, assets and liabilities are related to common service (not directly identifiable to the individual segments.)
- Un-allocable Corporate Assets Less Corporate Liabilities represents paid-up capital and dividend equalization reserve.

Extra-Ordinary Events:

No events of extra ordinary gain or loss occurred during the reporting period which would require adjustment or disclosure in the financial statements.

Variance within the Financial Year:

There was no event of significant variance between quarterly financial performances during the year under reporting.

Fairness of Financial Statements:

The financial statements together with the notes thereon have been drawn up in conformity with the Companies Act 1994 and Securities and Exchange Rules 1987. These statements present fairly the Company's state of affairs, the results of its operations, cash flow and changes in equity.

Books of Accounts:

Proper books of accounts of the Company were maintained.

Accounting Policies:

Appropriate accounting policies have been consistently applied in preparation of the financial statements and the accounting estimates are based on reasonable and prudent judgment.

Application of IAS/BAS & IFRS/BFRS:

International Accounting Standards (IAS)/Bangladesh Accounting Standards (BAS)/International Financial Reporting Standards (IFRS)/Bangladesh Financial Reporting Standards (BFRS), as applicable in Bangladesh, have been followed in preparation of the financial statements and any departure there-from has been adequately disclosed.

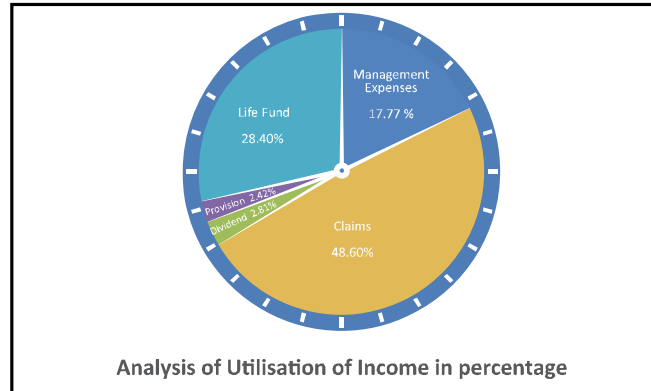
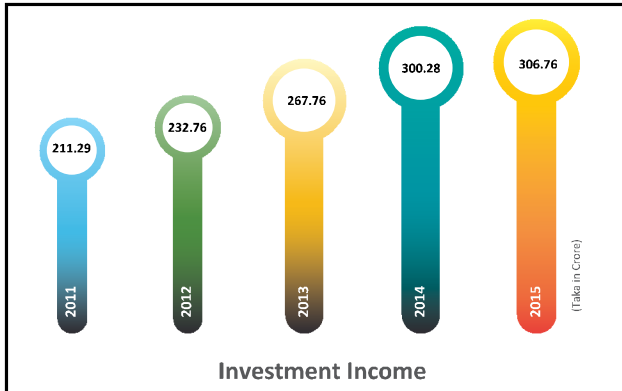
Five Years' Financial Highlights:

(Taka in Crore)

	2015	2014	2013	2012	2011
First Year Premium	106.58	100.04	83.58	81.07	128.32
Renewal Premium	413.10	408.94	403.38	386.19	339.21
Group Insurance Premium	24.12	24.05	32.92	25.36	24.33
Health Insurance Premium	14.44	11.40	14.81	16.06	9.31
Gross Premium	558.24	544.43	534.69	508.68	501.17
Investment Income	306.76	300.28	267.76	232.76	211.29
Claims	427.91	394.66	347.67	284.29	229.67
Management Expenses					
a) Commission	80.43	79.05	75.36	66.77	98.11
b) Admin. Expenses	72.26	74.49	76.42	74.01	73.78
Assets	3,845.96	3,768.23	3,088.88	2,771.73	2,465.18
Life Fund	3,302.94	3,052.92	2,805.18	2,633.16	2,328.20
Claims to Premium (%)	76.65	72.49	65.02	55.89	45.83
Management Expenses to Premium (%)	27.35	28.20	28.39	27.68	34.30
Dividend on face value of share					
a) Cash	18%	20%	11%	-	-
b) Stock	-	-	25% (4:1)	2100% (1:21)	-



Graphical Presentation of Business Performance



Internal Control:

The systems of internal controls were sound and were implemented and monitored effectively.

Going Concern:

As per requirement of the Bangladesh Accounting Standard BAS-1, our management has made an assessment the company's ability to continue as a going concern. Further as per BSECs Notification dated 7th August, 2012 the Directors of all the listed companies have to report on its ability to continue as going concern.

The Board of Directors has reviewed the Company's business plan and is satisfied that the Company has adequate resources to continue its operations in the foreseeable future. Accordingly the Financial Statements are prepared based on the going concern concept.

Human Resources:

Delta Life Insurance Company Ltd. is committed to provide equal opportunities to all employees, irrespective of their gender, race, nationality, ethnic origin and religion. The Company is an inclusive employer and values diversity. These commitments extend to recruitment and selection, training, career development, flexible working arrangements, promotion and performance appraisal.

Our corporate goal is to improve staff engagement by measuring and responding to the following:

- How positively staff members view, and therefore speak of the organization
- How likely are staff members to stay with the organization
- Their willingness to put in extra effort to achieve business success

As we introduce new and improved ways of conducting business, we continue to provide the necessary support to our staff in order to manage change effectively. We credit the strength of our people to our organization's success, their understanding of our strategy and goals, as well as their satisfaction with the work they do. We continue our efforts to create and maintain a highly skilled and motivated workforce. Through our succession planning initiatives, leadership capacity is identified and developed to ensure ongoing success.

As a part of its commitment to have a well trained work force, the Company gave more stress to develop management skills to suit business requirement. Various training programs and workshops were carried out during the year. The management and employee relationship in the Company was excellent throughout the year.

Compliance with Laws and Regulations:

The Company was not engaged in any activities contravening the laws and regulations of Bangladesh as applicable to life insurance companies. All those responsible for ensuring compliance with the provisions in various laws and regulations did so within the stipulated time.

Significant Variance over the Last Years Operating Result:

The significant deviations from last year in the operating results of the Company have been highlighted in the report and reasons thereof have been explained.

Dividend:

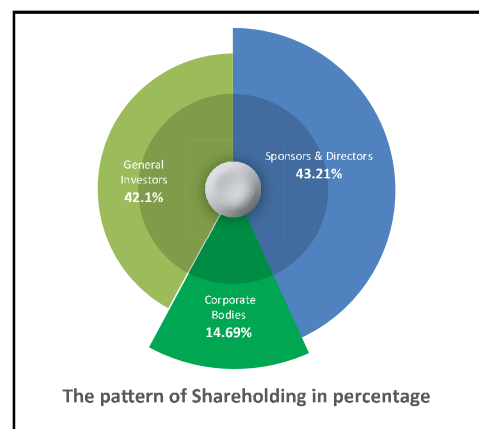
At DLICL we believe in our long-term goal to maximize shareholders return on their investment. To support and ratify our commitment towards this, the Board of Directors has recommended 18% cash dividend to the shareholders of the company for the year ended 2015.

The pattern of Shareholding as on December 31, 2015:

Shareholding of Directors:

Sl. No.	Name of the Directors	No. of shares
1	Mr. Monzurur Rahman	3,495,937
2	Mr. Zeyad Rahman	4,202,549
3	Mrs. Suraiya Rahman	7,836,499
4	Mrs. Saika Rahman	4,203,374
5	Mr. Arif Ahmed	845,625
6	Ms. Anika Rahman	423,3487
7	Mr. Nizamul Hoque	41,250
8	Mr. Md. Wahid Uddin	41,250
9	Mr. Kazi Fazlur Rahman (Independent Director)	49,500
10	Mr. Aziz Ahmed, FCA, CISA (USA) (Independent Director)	Nil
11	Mr. M. Anisul Haque, FCMA (Independent Director)	Nil

The pattern of Shareholding in percentage



- Parent/subsidiaries/Associate companies and other related parties : Nil
- Directors, Chief Executive Officer, Company Secretary, Chief Financial Officer, Nil
- Head of Internal Audit and their Spouse and minor Children : Nil
- Shares held by Executives : Nil
- Shareholders holding 10% or more voting rights : Nil

Credit Rating:

Delta Life is rated 'AAA' by Emerging Credit Rating Ltd. We are the first Life Insurer in Bangladesh to achieve the highest credit rating. AAA indicates among others solid financial foundation with strong balance sheet and superior earning record, sound claim paying ability, entrenched market position and diversified product portfolio. The Company has an exceptionally strong capacity to meet its financial commitments and exhibits a high degree of resilience to adverse developments in the economy. Being one of the largest life insurance companies in the country with three decades of experience, Delta Life assures the highest financial security to its clients.

Events subsequent to Balance Sheet:

The Board of Directors in their 213th meeting held on 19 May, 2016 recommended a cash dividend of BDT at the rate of 18% for each share of TK. 10 each to the tune of TK. 222,750,000 on the paid up capital of TK. 1,237,500,000.

Contribution to National Exchequer:

During the year under report Delta Life Insurance Company Ltd. has deposited Tk. 18.47 crore to the Government Exchequer as corporate income tax, withholding tax, stamp duty and VAT.



Information & Communication Technology

Information technology is an essential part of management of any fast moving competitive business. The use of technology in insurance improves every aspect of an agency's data and channel management system and work processes. Insurance agents and our customer service department can quickly respond to the needs of customers using technology that can instantly provide accurate information in regard to their policies. DLICL is the very first insurance company to implement advanced IT solutions in Bangladesh. DLICL believes development of IT infrastructure will reduce the amount of paperwork dealing with policies and proposals and effectively meet the need of the clients and agents in much less time than traditionally expected.

DLICL has installed ORACLE base ERP software which will be connected with Insurance One software developed by Hansa Solutions Pvt. Ltd. (India), for total IT solution. Other than that, we also have robust investment software for investment monitoring and planning.

Corporate Governance Compliance Statement:

Delta Life being the leading insurance company in Bangladesh is committed in adopting the highest governance standard and implementing them as required in protecting the interest of shareholders and policyholders. The Company's Corporate Governance structure is directed towards achieving its business objectives in a responsible manner and in line with its high standards of veracity, transparency and accountability as outlined in the Corporate Governance Statement which is appended in the Annual Report. All the employees are expected to live up to these principles and guidance which are communicated regularly throughout the Company through various training and awareness programs.

Further, in compliance with the requirements of the Bangladesh Securities and Exchange Commission (BSEC) notification, Messers Shiraz Khan Basak & Co. Chartered Accountants issued the Corporate Governance Compliance Certificate which is appended herewith. (See Page 26)

Risk and Concerns:

DLICL continued to review and improve its risk management function during the year under review in line with business needs, keeping pace with the changing operating environment, technology and regulatory requirement and international best practices. To identify and manage various risks involved in course of different operations your Company has set up different policies to deal with different aspects of risks. Every person in the Company who has a responsibility to achieve an objective also has the responsibility for managing the risks associated with fulfilling that objective and the controls to manage those risks.

The Board of Directors of the Company assures the Shareholders that the Company has a robust risk management process in place to ensure that their stakes are protected.

The Company follows a practical investment policy which is reflected in the healthy investment income over the years. Detail of the risk control mechanisms of the Company is furnished in the Notes to the Financial Statements (Note-13.14)

Management:

The Company has an adequate number of professionals in line with its business volume with proper insurance expertise. The members of the management team are working in the insurance industry for a long time and have participated in various on-job training programs, seminars and conferences both at home and abroad. Timely action and prudent managerial decisions have enabled the Company to withstand competition vis-a-vis other life insurers of the country and provide quality service to our valued policyholders.

Investment for the Future:

We put our best efforts to ensure responsible and quality Corporate Governance with the highest level of integrity. We continue to provide strategic directions in order to develop values; strengthen team spirit and improve our core capabilities.

Corporate Social Responsibilities:

Delta Life Insurance Company Ltd. (DLICL) has always played its part in carrying out Corporate Social Responsibilities. The Gono-Grameen Bima Division of the company provides a low cost insurance net to the poor of Bangladesh, primarily in the rural areas.

Board and Committee Meetings and Attendance:

During the year a total number of 12 Board of Directors Meetings and 7 Audit Committee Meetings were held and an aggregate amount of meeting attendance fees stood at TK. 7,44,750/-. The Directors who could not attend the meetings were granted leave of absence. The attendance record of the Directors is shown below:

Attendance of Board of Directors' Meeting – 2015:

The number of Board Meetings and attendance of Directors during the year 2015 were as follows:

Sl. No.	Name	Designation	Total number of meetings held	Total number of meetings attended
01.	Mr. Monzurur Rahman	Chairman	12	12
02.	Mrs. Suraiya Rahman	Director	12	11
03.	Mr. Aziz Ahmed, FCA, CISA (USA)	Ind. Director	12	10
04.	Mr. Kazi Fazlur Rahman	Ind. Director	12	10
05.	Mr. Zeyad Rahman	Director	12	12
06.	Ms. Anika Rahman	Director	12	9
07.	Mr. Nizamul Hoque	Director	12	12
08.	Mrs. Saika Rahman (Attended by alternate Director Mr. Joynul Abedin)	Director	12	6
09.	Mr. Arif Ahmed (Attended by alternate Director Mr. Khadim Hussain Chowdhury)	Director	12	9
10.	Mr. M. Anisul Haque, FCMA	Ind. Director	12	10
11.	Mr. Md. Wahid Uddin	Director	12	12

Attendance of Audit Committee Meeting – 2015:

The number of Audit Committee Meetings and attendance of Directors during the year 2015 were as follows:

Sl. No.	Name	Designation	Total number of meetings held	Total number of meetings attended
01.	Mr. Aziz Ahmed, FCA, CISA (USA)	Chairman	7	7
02.	Mr. Zeyad Rahman	Director	7	6
03.	Mr. M. Anisul Haque, FCMA	Director	7	6



Election of Directors:

Sponsor Directors

In accordance with the Articles of Association of the Company, Mr. Monzurur Rahman, a sponsor Director has volunteered to retire from the office of Director at the 30th Annual General Meeting (AGM) and being eligible will offer himself for reelection.

Public Subscriber Directors

In accordance with the Articles of Association of the Company, Mr. Afi Ahmed representing public subscriber shareholders has volunteered to retire from the office of Director and being eligible offers himself for reelection.

Subsidiary Operations:

Delta Life Insurance Company Ltd. has one (01) wholly owned subsidiary namely DLIC Securities Ltd. Details of the business operation has been given at the later segment of this annual report.

Appointment of Auditors:

As per the Companies Act 1994 and the Articles of Association of Delta Life Insurance Company Ltd. the statutory auditors of the Company, S. F. Ahmed & Co., Chartered Accountants shall retire at this AGM. As per BSEC Order No. SEC/CMRRCD/2009-193/104/Admin dated 27 July, 2011, an audit firm cannot be engaged for more than three consecutive years as statutory auditors of the same company. S. F. Ahmed & Co., Chartered Accountants has been the statutory auditors of the Company since 2013 in compliance with the BSEC order, the company is required to appoint new statutory auditors for the year 2016. Some Audit Firms have submitted their expression of interest to be appointed as statutory auditors of Delta Life Insurance Company Limited which will be submitted to the honourable shareholders to confirm the appointment of external auditors for the year 2016 and fix their remuneration in the 30th AGM of the company.

Appreciation:

We take this opportunity, on behalf of the Board of Directors, to express our heartfelt gratitude to all of our shareholders and well-wishers in Bangladesh and abroad for their whole-hearted co-operation and active support in discharging the responsibilities reposed on me and the Board of Directors during the year under review. The Board also recognizes and appreciates the cooperation, support and guidance that the Company has received from the Insurance Development and Regulatory Authority (IDRA), Registrar of Joint Stock Companies and Firms (RJSC), Bangladesh Securities and Exchange Commission (BSEC), Dhaka and Chittagong Stock Exchanges and the Central Depository of Bangladesh Ltd. (CDBL), the company's Banks, Vendors, the Press and Media and other business partners. The Board is also thankful to our valued policyholders and all stakeholders for their support in making the Company financially successful.

We would like to thank and express gratitude on behalf of the Board of Directors to the management and all the employees and development personnel of Delta Life Insurance Company Ltd. It was your unrelenting commitment, dedication and diligence throughout the year that led to the Company achieving the success.

Last but not the least certainly, once again we express our sincerest gratitude to all our policyholders for their loyalty and patronage over the years. With our very best regards to all our valuable shareholders, we promise to continue the growth with your support.

On behalf of the Board of Directors,

Monzurur Rahman

Chairman of the Board of Directors

Certificate of Compliance




SHIRAZ KHAN BASAK & CO.
CHARTERED ACCOUNTANTS

R.K. TOWER
86, Bir Uttam C.R. Datta Road
(312, Soanargaon Road), Level-10
Hatirpool, Dhaka-1205
Tel : 88-02-9635139
Fax : 88-02-8621575
Mobile: 01711-520770, 01198-015427
01552-638228
E-mail : shirazkhanbasak@yahoo.com

Certificate on Compliance with the Conditions of Corporate Governance

To the Members of Delta Life Insurance Co. Ltd.

This is to certify that **Delta Life Insurance Co. Ltd.** has compiled with the Conditions of Corporate Governance Guidelines imposed by the Bangladesh Security and Exchange Commission vide their Notification # SEC/CMRRCD/2006-158/134/Admin/44 dated August 07, 2012.


Md. Shirazul Islam Khan, FCA
Principal Partner
Shiraz Khan Basak & Co.
Chartered Accountants



Corporate Governance Compliance Report (Annexure-I)

CORPORATE GOVERNANCE COMPLIANCE REPORT 2015

Status of compliance with the conditions imposed by Bangladesh Securities and Exchange Commissions Notification No. SEC/CMRRCD/2006-158/134/Admin/44 dated 07 August, 2012 issued under section 2CC of the Securities and Exchange Ordinance, 1969 is presented below:

(Report under Condition No. 7.00)

Condition No.	Title	Compliance Status (Put in the appropriate column)		Remarks (If any)
		Complied	Not complied	
1.	BOARD OF DIRECTORS (BoD):			
1.1	Boards Size (number of Board members minimum 5 and maximum 20)	√		There are 11 (eleven) Directors in the Board of the Company
1.2	Independent Directors:			
1.2(i)	At least one fifth (1/5) of the total number of Directors shall be Independent Directors	√		The Company has appointed 3 (Three) Independent Directors (ID)
1.2(ii)	Independent Director means a director:			
1.2(ii) (a)	Who either does not hold any share in the company or holds not less than one percent (1%) shares of the total paid-up shares of the company	√		
1.2(ii) (b)	Who is not a sponsor of the company and is not connected with the companys any sponsor or Director or shareholder who holds one percent (1%) or more shares of the total paid-up shares of the company on the basis of family relationship. His/her family members also should not hold above mentioned shares in the company	√		
1.2(ii) (c)	Who does not have any other relationship, whether pecuniary or otherwise, with the company or its subsidiary/associated companies	√		
1.2(ii) (d)	Who is not a member, director or officer of any stock exchange	√		
1.2(ii) (e)	Who is not a shareholder, director or officer of any member of stock exchange or an intermediary of the capital market	√		
1.2(ii) (f)	Who is not a partner or executive or was not a partner or an executive during the preceding 3 (three) years of the companys statutory audit firm	√		
1.2(ii) (g)	Who shall not be an independent director in more than 3 (three) listed companies	√		
1.2(ii) (h)	Who has not been convicted by a court of competent jurisdiction as a defaulter in payment of any loan to a bank or Non-Bank Financial Institution (NBFI)	√		
1.2(ii) (i)	Who has not been convicted for a criminal offence involving moral turpitude	√		
1.2 (iii)	Independent Director(s) shall be appointed by the board of directors and approved by the shareholders in the Annual General Meeting (AGM)	√		The appointments are duly approved
1.2 (iv)	The post of Independent director(s) cannot remain vacant for more than 90 (ninety) days	None		No vacancy occurred
1.2 (v)	The Board shall lay down a code of conduct of all Board members and annual compliance of the code to be recorded	√		
1.2 (vi)	The tenure of office of an Independent Director shall be for a period of 3 (three) years, which may be extended for 1 (one) term only	√		The IDs are in their regular term of office
1.3	Qualification of Independent Director (ID)			
1.3(i)	Independent Director shall be a knowledgeable individual with integrity who is able to ensure compliance with financial regulatory and corporate laws and can make meaningful contribution to business	√		The qualification and background of IDs justify their abilities as such
1.3(ii)	Independent directors should be a Business Leader / Corporate Leader/Bureaucrat/University Teacher with Economics or Business Studies or Law background/Professionals like Chartered Accountants, Cost & Management Accountants, and Chartered Secretaries. The Independent Director must have at least 12 (twelve) years of corporate management/professional experiences	√		-do-
1.3(iii)	In special cases the above qualifications may be relaxed subject to prior approval of the commission	None		

1.4	The Chairman of the Board and the Chief Executive Officer (CEO) shall be different individuals. The Chairman shall be elected from among the Directors. The Board of Directors shall clearly define respective roles and responsibilities of the Chairman and the CEO	√		
1.5	The Directors Report to Shareholders			
1.5(i)	Industry outlook & possible future development in the industry	√		Included in the Directors' report
1.5(ii)	Segment- wise or product- wise performance	√		-do-
1.5(iii)	Risks and concerns	√		-do-
1.5(iv)	A discussion on Cost of Goods sold, Gross Profit and Net Profit Margin	√		-do-
1.5(v)	Discussion on continuity of any Extra-Ordinary gain or loss	√		-do-
1.5(vi)	Basis for related party transactions- a statement of all related party transactions should be disclosed in the Annual report	√		-do-
1.5(vii)	Utilization of proceeds from public issues, rights issues and/or through any others instruments	√		-do-
1.5(viii)	An explanation if the financial results deteriorate after the company goes for IPO, RPO, Rights offer, Direct listing etc.	None		-do-
1.5(ix)	If significant variance occurs between quarterly Financial Performance and Annual Financial Statement & Management explanation thereof	None		-do-
1.5(x)	Remuneration to directors including independent directors	√		-do-
1.5(xi)	The financial statements present fairly its state of affairs, the result of its operations, cash flows and changes in equity	√		-do-
1.5(xii)	Proper books of accounts have been maintained	√		-do-
1.5(xiii)	Adaption of appropriate accounting policies & estimates	√		-do-
1.5(xiv)	IAS/BAS/IFRS/BFRS, as applicable in Bangladesh, have been followed and adequate disclosure for any departure	√		-do-
1.5(xv)	The system of internal control is Sound in design and has been effectively implemented & monitored	√		-do-
1.5(xvi)	Going Concern (ability to continue as a going concern)	√		-do-
1.5(xvii)	Highlight and explain significant deviations from the last years operating results	√		-do-
1.5(xviii)	Key operating and financial data of at least preceding 5 (five) years shall be summarized	√		-do-
1.5(xix)	Reason for non declaration of Dividend	√		Dividend declared
1.5(xx)	The number of Board meetings held during the year & attendance by each Director	√		Included in the Directors' Report
1.5(xxi)	Pattern of shareholding and name wise details (disclosing aggregate number of shares):			
1.5(xxi) (a)	Parent/Subsidiary/Associated Companies and other related parties	√		Included in the Directors' Report
1.5(xxi) (b)	Directors, Chief Executive Officer (CEO), Company Secretary (CS), Chief Financial Officer (CFO), Head of Internal Audit (HIA) and their spouses and minor children	√		-do-
1.5(xxi) (c)	Executives	√		-do-
1.5(xxi) (d)	Shareholders holding ten percent (10%) or more voting interest in the company	√		-do-
1.5 (xxii)	In case of appointment/re-appointment of a Director, disclose:			
1.5(xxii)(a)	a brief resume of the Director	√		
1.5(xxii)(b)	nature of his /her expertise in specific functional areas	√		
1.5(xxii)(c)	Name of companies in which the person also holds the directorship and the membership of committees of that Board.	√		
2.	CHIEF FINANCIAL OFFICER (CFO), HEAD OF INTERNAL AUDIT (HIA) AND COMPANY SECRETARY (CS):			
2.1	Appointment of CFO, HIA and CS and defining their respective roles, responsibilities & duties	√		
2.2	The CFO and CS shall attend the meetings of the Board of Directors	√		
3.	AUDIT COMMITTEE:			
3(i)	The Company shall have an Audit Committee as a sub-committee of the Board of Directors	√		
3(ii)	The Audit Committee shall assist the BoD in ensuring that the financial statements reflect true and fair view of the state of affairs of the company and in ensuring a good monitoring system within the business	√		
3(iii)	The Audit Committee shall responsible to the BoD. The duties of the Audit Committee shall be clearly set forth in writing	√		



3.1	Constitution of the Audit Committee	√		
3.1 (i)	The Audit Committee shall be composed of at least 3 (three) members	√		Audit Committee comprises of 3 (three) members
3.1 (ii)	The BoD shall appoint members of the Audit Committee who shall be directors of the company and shall include at least 1 (one) independent director.	√		Two members are Independent Director
3.1 (iii)	All members of the audit committee should be financially literate and at least 1 (one) member shall have accounting or related financial management experience	√		
3.1 (iv)	Expiration of the term of service of Audit Committee members making the number lower than 3 (three) and fill up the vacancy(ies) by the Board not later than 1 (one) month from the date of vacancy(ies)	None		No vacancy occurred
3.1 (v)	The Company Secretary shall act as the Secretary of the Audit Committee	√		
3.1 (vi)	The quorum of the Audit Committee meeting shall not constitute without at least 1 (one) independent director	√		
3.2	Chairman of the Audit Committee	√		
3.2 (i)	The BoD shall select the Chairman of the Audit Committee, who shall be an Independent Director	√		
3.2 (ii)	Chairman of the audit committee shall remain present in the AGM	√		was present in the AGM held in 2015
3.3	Role of Audit Committee	√		
3.3 (i)	Oversee the financial reporting process	√		
3.3 (ii)	Monitor choice of accounting policies and principles	√		
3.3 (iii)	Monitor Internal Control Risk management process	√		
3.3 (iv)	Oversee hiring and performance of external auditors	√		
3.3 (v)	Review the annual financial statements before submission to the Board for approval	√		
3.3 (vi)	Review the quarterly and half yearly financial statements submission to the Board for approval	√		
3.3 (vii)	Review the adequacy of internal audit function	√		
3.3 (viii)	Review statement of significant related party transactions submitted by the management	√		
3.3 (ix)	Review Management Letters/Letter of Internal Control weakness issued by statutory auditors	√		
3.3 (x)	Disclosure to the Audit Committee about the uses/applications of funds raised through IPO/RPO/Right Issue proceeds.	None		No IPO/RPO/Right issue was made in the year 2015
3.4	Reporting of the Audit Committee	√		
3.4.1	Reporting to the Board of Directors	√		
3.4.1 (i)	Reporting to BoD on the activities of the Audit Committee	√		
3.4.1 (ii)	Reporting to BoD by Audit Committee	√		
3.4.1 (ii) (a)	Reporting to BoD on conflicts of interests	None		
3.4.1 (ii) (b)	Reporting to BoD on any fraud or irregularity or material defect in the internal control system	None		
3.4.1 (ii) (c)	Reporting to BoD on suspected infringement of laws, including securities related laws, rules and regulations	None		
3.4.1 (ii) (d)	Reporting to BoD on any other matter	None		
3.4.2	Reporting to BSEC (if any material impact on the financial condition & results of operation, unreasonably ignored by the management)	None		
3.5	Reporting to the Shareholders of Audit Committee activities, which shall be signed by the Chairman and disclosed in the Annual Report	√		
4.	EXTERNAL / STATUTORY AUDITORS:			
4 (i)	Non-engagement in appraisal or valuation services or fairness opinions	√		As per Auditor's declaration
4 (ii)	Non-engagement in designing and implementation of Financial Information System	√		-do-
4 (iii)	Non-engagement in Book-keeping or other services related to the accounting records or financial statements	√		-do-
4 (iv)	Non-engagement in Broker-dealer services	√		-do-
4 (v)	Non-engagement in Actuarial services	√		-do-
4 (vi)	Non-engagement in Internal Audit services	√		-do-
4 (vii)	Non-engagement in any other services that the Audit Committee determines	√		-do-



4 (viii)	No partner or employees of the external audit firms shall possess any share of the company during the tenure of their assignment	√		-do-
4 (ix)	Non-engagement in audit/certification services on compliance of corporate governance as required under clause (i) of condition No. 7	√		-do-
5.	SUBSIDIARY COMPANY:			
5. (i)	Provisions relating to the composition of the BoD of the holding company shall be made applicable to the composition of the BoD of the subsidiary company	√		Delta Life has a subsidiary company as on reporting date
5. (ii)	At least 1 (one) Independent Director on the BoD of the holding company shall be a director on the BoD of the subsidiary company	√		
5. (iii)	The minutes of the Board meeting of the subsidiary company shall be placed for review at the following Board meeting of the holding company	√		
5. (iv)	The minutes of the respective Board meeting of the holding company shall state that they have reviewed the affairs of the subsidiary company also	√		
5. (v)	The Audit Committee of the holding company shall also review the financial statements, in particular the investments made by the subsidiary company	√		
6.	THE CEO AND CFO SHALL CERTIFY TO THE BOARD THAT THEY HAVE REVIEWED FINANCIAL STATEMENTS FOR THE YEAR AND THAT TO THE BEST OF THEIR KNOWLEDGE AND BELIEF:			
6.(i) (a)	these statements do not contain any materially untrue statement or omit any material fact or contain statements that might be misleading	√		The CEO and CFO have duly certified to the Board
6.(i) (b)	these statements together present a true and fair view of the companys affairs and are in compliance with existing accounting standards and applicable laws	√		-do-
6 (ii)	There are, to the best of knowledge and belief, no transactions entered into by the company during the year which are fraudulent, illegal or violation of the companys code of conduct	√		-do-
7.	REPORTING AND COMPLIANCE OF CORPORATE GOVERNANCE:			
7. (i)	Obtaining certificate from a practicing Professional Accountant/Secretary regarding compliance of conditions of Corporate Governance Guidelines of the BSEC and include in the Annual Report	√		Given in the Annual Report
7. (ii)	Directors statement in the directors report whether the company has complied with these conditions	√		Included in the Directors' Report



Report of the Audit Committee

Audit Committee Report 2015

The Audit Committee is a sub-committee of the Board of Directors of Delta Life Insurance Company Limited and has been formed as recommended by the Bangladesh Securities and Exchange Commission (BSEC). The main purpose of the Committee is to ensure that a Company's corporate governance is carried out in a proper and correct manner at par with the developed countries of the world.

The Audit Committee provides an independent oversight of the Company's financial reporting, non-financial corporate disclosures, internal control systems and compliance to governing rules and regulations among other things. It monitors the integrity of financial information and provides assurance to the Board that the Group's internal controls and risk management systems are adequate, appropriate and regularly reviewed, together with overseeing the work of the internal/ external auditors.

Composition and Meetings

The Audit Committee of the Board comprises of the following of members of the Board of Directors.



Mr. Aziz Ahmed, FCA, CISA (USA)
Chairman



Mr. M Anisul Haque, FCMA
Member



Mr. Zeyad Rahman
Member

Sl. No	Name	Status with the Company	Status with the Committee
1	Mr. Aziz Ahmed, FCA, CISA	Independent Director	Chairman
2	Mr. Zeyad Rahman	Director	Member
3	Mr. M Anisul Haque, FCMA	Independent Director	Member

During the year 2015 the Audit Committee of the Board of Directors conducted a total of 7 (Seven) meetings where invitees to the meetings were Mr. Swapan Kumar Sarkar FCA, Chief Executive Officer (CEO), Ms Adeeba Rahman ACII, Additional Managing Director, Mr Uttam Kumar Sadhu FCMA, Dy. Managing Director (Gono Grameen), Chowdhury Qamrul Ahsan, Executive Director & In-Charge, Board Affairs, and the Head of Internal Audit. Relevant heads of the departments and other members of the Management also attended the meetings as and when required.

Major Activities of the Audit Committee in 2015 were:

1. Oversaw the financial reporting process and monitored the adoption and execution of proper and appropriate accounting policies and principles.
2. Considered and recommended to the Board the appointment and remuneration of external auditors, SF Ahmed & Co. for 2015.
3. Reviewed the Internal Audit Plan of 2015 and made revisions where necessary to improve the plan.

4. Reviewed the Internal Audit reports related to 54 assignments carried out during the year amongst 6 departments of Head Office, 13 Service Cell/Centers, 4 Agency offices of Ordinary Life, 8 ZOC offices and 123 Unit offices of GN-GRB.
5. Monitored the corrective measures taken by the Management as recommended by Internal Audit to improve risk management and the financial and operational performance of the company.
6. Reviewed the Quarterly, Half Yearly and Annual Financial Statements in 2015 and ensured that full and appropriate disclosures had been made and that the Financial Statements were prepared in accordance with International Accounting Standard (IAS) and International Financial Reporting Standard (IFRS) as adopted in Bangladesh before submission to the board for approval.
7. Reviewed the financial and audited financial statements of 2015 of DLIC Securities Ltd. (a subsidiary company of DLICL) and recommended for approval of the same by the Board of the Parent company.
8. Reviewed and received reports on the matters as per requirement from the Bangladesh Securities and Exchange Commission (BSEC) where significant recommendations were made and therefore duly noted.

The summary of the audit committee meetings containing various suggestions and recommendations to the management and the Board were placed to the board for endorsement on an appropriate and regular basis.

Priorities for 2016

For 2016, the priorities will continue to ensure appropriate risk management and safeguarding of the assets of the company, assure sound business plans and processes to improve business including selling and underwriting of quality insurance policies and complying with all regulatory requirements in Bangladesh.



(Aziz Ahmed, FCA, CISA)
Chairman
Audit Committee



Auditor's **Report**



Auditor's Report to the Shareholders of Delta Life Insurance Company Limited

We have audited the accompanying consolidated as well as the separate financial statements of **Delta Life Insurance Company Limited** which comprise the Consolidated Balance Sheet as at 31 December 2015, and the Consolidated Revenue Account, Statement of Changes in Equity and Statement of Cash Flows for the year ended, and a summary of significant accounting policies and other explanatory information. Financial Statements of the subsidiaries have been audited by other auditors, whose reports have been furnished to us and our opinion, in so far it relates to the amounts included in respect of the Company's Subsidiaries, is based solely on those reports of the other auditors.

Management's Responsibility for the Financial Statements

Management is responsible for the preparation and fair presentation of consolidated financial statements of the Delta Life Insurance Company Limited in accordance with Bangladesh Financial Reporting Standards (BFRS) and other applicable laws and regulations and for such internal control as management determines is necessary to enable the preparation of financial statements of the Company that are free from material misstatement, whether due to fraud or error.

Auditor's Responsibility

Our responsibility is to express an opinion on these consolidated financial statements of the Company based on our audit. We conducted our audit in accordance with Bangladesh Standards on Auditing (BSA). Those standards require that we comply with ethical requirements and plan and perform the audit to obtain reasonable assurance about whether the financial statements of the Company are free from material misstatement.

An audit involves performing procedures to obtain audit evidence about the amounts and disclosures in the financial statements of the Company. The procedures selected depend on the auditor's judgment, including the assessment of the risks of material misstatement of the financial statements of the Company, whether due to fraud or error. In making those risk assessments, the auditor considers internal control relevant to the entity's preparation and fair presentation of the financial statements of the Company in order to design audit procedures that are appropriate in the circumstances, but not for the purpose of expressing an opinion on the effectiveness of the entity's internal control. An audit also includes evaluating the appropriateness of accounting policies used and the reasonableness of accounting estimates made by management, as well as evaluating the overall presentation of the separate financial statements of the Company.

We believe that the audit evidence we have obtained is sufficient and appropriate to provide a basis for our audit opinion.

Opinion

In our opinion, the consolidated financial statements present fairly, in all material respects, the financial position of the **Delta Life Insurance Company Limited** as at 31 December 2015 and the results of its financial performance and its cash flows for the year then ended in accordance with Bangladesh Financial Reporting Standards and complies with the Companies Act 1994, the Insurance Act 1938 (as amended in 2010), Insurance Rules 1958, the Securities and Exchange Rules 1987 and other applicable laws and regulations.

**We also report that:**

- a) we have obtained all the information and explanations which to the best of our knowledge and belief were necessary for the purpose of our audit and made due verification thereof;
- b) in our opinion, proper books of accounts, records and other statutory books as required by law have been kept by the Company so far as it appeared from our examinations of those books and proper returns adequate for the purpose of our audit have been received from branches not visited by us;
- c) as per Section 62(2) of the Insurance Act 2010, in our opinion to the best of our knowledge and belief and according to the information and explanation given to us, all expenses of management wherever incurred and whether incurred directly or indirectly, in respect of insurance business of the company transacted in Bangladesh during the year under report have been duly debited to the Revenue Accounts of the Company ;
- d) the information and explanations required by us have been received and found satisfactory;
- e) as per regulation 11 of part 1 of the third schedule of the Insurance Act, 1938 , in our opinion to the best of our information and as shown by its books, the company during the year under report has not paid any persons any commission in any form outside Bangladesh in respect of any its business re-insured abroad;
- f) the Balance sheet, Life Revenue Accounts and Statement of Changes in Equity, Statement of Cash Flow of the Company dealt with by the report are in agreement with the books of account and returns;
- g) the expenditure was incurred for the purpose of the Company's business; and
- h) the Company has complied with relevant laws and regulations pertaining to reserves.

Dated, Dhaka;
19 May 2016

S. F. Ahmed
S.F Ahmed & Co.
Chartered Accountants



এক নজরে
অমূল্য জীবন মেয়াদী বীমা

	সর্বনিম্ন	সর্বোচ্চ
বীমাকারীর বয়স	২৫ বছর	৫৫ বছর
মেয়াদপূর্তিতে বয়স	৩৫ বছর	৬৫ বছর
বীমার মেয়াদ	১০ বছর	৩০ বছর
সর্বোচ্চ বীমাঅংক	৳ ৫০,০০,০০০/-	
সহযোগী বীমা	দুর্ঘটনাজনিত মৃত্যুবীমা	
প্রিমিয়াম প্রদান পদ্ধতি	বার্ষিক/ষাণ্মাসিক/একক	

আজকের সু-পরিচালনা আগামীর নির্ভাবনা

আপনি না থাকলে আপনার সন্তানের ভবিষ্যত কেমন হবে তা নিয়ে এখন আর কোন ভাবনা করতে হবে না। আমাদের 'অমূল্য জীবন মেয়াদী বীমা' প্রকল্পে সামান্য অর্থ জমা দিয়ে আপনার মৃত্যুর পরও আপনার সন্তান বা পরিজনের ভবিষ্যত সমৃদ্ধ করুন।



ডেল্টা লাইফ ইনসিওরেন্স কোম্পানী লিমিটেড

ডেল্টা লাইফ টাওয়ার, প্রট-৩৭, রোড-৯০, গুলশান সার্কেল-২, ঢাকা-১২১২

ফোন : ০৯৬১ ৩৬৬৬০০০, ৫৫০৫১৯১৯ ফ্যাক্স : ৮৮-০২-৮৮৩১৭৩৯

কাস্টমার কেয়ার ইউনিট: ০৯৬১৩ ৬৬৬ ৯৯৯, ০১৭১ ৩৩৬ ১১০০, ০১৭১ ৩৩৬ ১১৯৯

ডেল্টা জীবন : সমৃদ্ধ জীবন



Consolidated
**Financial
Statements**



Consolidated Balance Sheet as at 31 December 2015

	Notes	Amount in Taka	
		2015	2014
<u>Share capital and liabilities</u>			
Shareholders' capital	4.00		
Authorized			
50,00,00,000 ordinary shares of Tk. 10 each		5,000,000,000	5,000,000,000
Issued, subscribed and paid-up			
12,37,50,000 ordinary shares of Tk. 10 each fully paid up in cash		1,237,500,000	1,237,500,000
Dividend equalisation reserve		1,000,000	1,000,000
Life insurance fund	5.00	33,044,095,029	30,534,409,390
Fair Value Change Account	6.00	2,765,416,938	4,094,813,104
Non-Controlling Interest	7.00	50	90
Estimated liabilities in respect of outstanding claims, whether due or intimated	8.00	101,664,819	475,416,245
Amount due to other persons or bodies carrying on insurance business	9.00	29,569,919	36,909,668
Sundry creditors	10.00	1,119,328,093	1,103,970,372
Provision for doubtful debts	11.00	80,460,266	82,827,488
Reserve for unexpired risk		112,971,388	135,638,742
Premium deposits	12.00	14,358,134	11,671,055
		1,458,352,619	1,846,433,570
Total share capital and liabilities		38,506,364,636	37,714,156,154

Swapan Kumar Sarkar, FCA
MD & CEOM. Anisul Haque, FCMA
DirectorAziz Ahmed, FCA, CISA
DirectorMonzurur Rahman
Chairman



	Notes	Amount in Taka	
		2015	2014
<u>Property and assets</u>			
Loan	13.00	804,127,295	667,275,484
On insurer's policies within their surrender value			
Investment	14.00		
Statutory deposit with Bangladesh Bank (BGTB)		15,000,000	15,000,000
Bangladesh Govt. Treasury Bond (BGTB)		13,156,825,682	10,876,588,280
Shares listed on stock exchanges		9,339,432,361	9,916,201,374
Debentures and bonds		469,219,730	307,095,470
Mutual fund		42,238,876	10,000,000
Central Depository Bangladesh Ltd.		3,138,890	3,138,890
Investment property	14.07	1,022,269,972	1,008,507,427
Other loans		84,159,716	84,714,026
		24,132,285,227	22,221,245,467
DSE Membership	15.00	320,200,000	320,200,000
Preliminary Expenses	16.00	1,028,775	1,285,969
Agents' balance		43,261	43,738
Outstanding premium	17.00	482,449,242	537,446,216
First year outstanding premium/Collection in hand	18.00	-	86,716,514
Interest, dividends and rents accruing but not due	19.00	951,846,891	884,715,219
Advances and deposits	20.00	1,511,035,437	1,240,637,473
Sundry debtors	21.00	69,195,980	113,648,939
Cash and bank balances	22.00		
On fixed deposit with banks		7,632,482,087	9,170,495,604
On current account with banks		307,139,768	287,494,840
On SND account with banks		1,054,001,874	1,104,617,324
Cash in hand		4,353,762	1,831,299
Cash in transit		9,088,324	14,016,757
Branch petty cash		3,373,466	1,447,102
		9,010,439,281	10,579,902,926
Other accounts			
Fixed assets (at cost less depreciation)	23.00	1,214,418,595	1,052,409,271
Stamps, printing and stationery in hand		9,294,652	8,628,938
Total property and assets		38,506,364,636	37,714,156,154

The annex notes form an integral part of these financial statement

Swapan Kumar Sarkar, FCA
MD & CEO

M. Anisul Haque, FCMA
Director

Aziz Ahmed, FCA, CISA
Director

Monzurur Rahman
Chairman

Signed as per annex report on even date

S. F. Ahmed & Co.
Chartered Accountants

Dated, Dhaka;
19 May 2016

Consolidated Life Revenue Account

For the year ended 31 December 2015

	Notes	Amount in Taka	
		2015	2014
Balance of fund at the beginning of the year		30,534,409,390	28,052,197,124
Adjustment made during the year	24.00	169,097,949	208,255,502
Premium less reinsurance	25.00		
First year premium (OL)		632,234,496	576,686,965
First year premium (GN-GRB)		433,522,849	423,738,824
		1,065,757,345	1,000,425,789
Renewal premium (OL)		2,176,839,275	2,154,083,201
Renewal premium (GN-GRB)		1,954,201,971	1,935,272,063
		4,131,041,246	4,089,355,264
Group life insurance premium		241,241,999	240,456,743
Health insurance premium		144,362,013	114,033,431
		385,604,012	354,490,174
Gross premium		5,582,402,603	5,444,271,227
Reinsurance premium		(34,863,451)	(39,138,673)
Net premium		5,547,539,152	5,405,132,554
Interest, dividend and rents	26.00	3,101,313,727	3,009,200,638
Other income	27.00	26,272,004	25,580,767
Total		39,378,632,222	36,700,366,585
First year premium, where the maximum premium paying period is;			
Single		59,501,154	62,235,461
Four years		9,903	6,254
Five years		546,175	264,227
Six years		58,682	100,213
Seven years		109,009	154,283
Eight years		119,386	136,649
Nine years		-	198,228
Ten years		252,813,294	321,526,647
Eleven years		20,870,940	9,869,943
Twelve years or over (including throughout life)		731,728,802	605,933,884
		1,065,757,345	1,000,425,789




Notes	Amount in Taka	
	2015	2014
Claims under policies (including provision for claims due or intimated), less reinsurance	28.00	
By death	128,671,428	168,386,861
By maturity	1,920,542,601	1,724,905,487
By survival	579,270,538	585,943,828
By hospitalization	79,676,869	78,981,797
By others	2,281,016	465,259
By surrenders	183,296,338	174,665,186
Annuities	821,123	708,405
Bonus in cash	1,365,727,795	1,196,620,019
	4,260,287,708	3,930,676,842
Profit commission	18,829,527	15,910,755
	4,279,117,235	3,946,587,597
Expenses of management		
Commission:	29.00	
(a) Commission to insurance agents (less that on reinsurance)	510,517,213	540,124,285
(b) Allowances and commission [other than commission including in sub-item (a) preceding]	293,791,949	250,390,424
	804,309,162	790,514,709
Salaries etc. (other than to agents and those contained in the allowance and commission)	418,955,254	432,482,199
Gratuity	14,174,091	12,547,667
Traveling and conveyance	8,213,716	9,153,021
Directors' fees	649,750	730,250
Auditors' fees	460,000	491,250
Medical fees	2,361,248	1,923,163
Legal and professional fees	2,018,898	1,945,516
Insurance policy stamp	12,057,086	11,186,405
Advertisement and publicity	14,847,357	7,974,158
Printing and stationery	12,820,341	14,916,173
Office rent	57,544,181	70,900,276
Bank charges	36,131,366	38,557,347
Repairs and maintenance	13,077,103	10,202,270
Car fuel, maintenance & repairs	28,145,974	30,041,349
Group insurance	5,954,286	5,264,082
Papers and periodicals	588,769	499,063
Telephone, telex and electricity etc.	16,920,193	13,685,563
Training & recruitment expenses	1,612,982	1,423,934
Fees and subscriptions	4,326,846	5,657,974
Donations	220,000	30,000
Entertainment	383,524	352,668
Staff welfare expenses	1,773,312	1,658,511

Notes	Amount in Taka		
	2015	2014	
Postage and telegram	3,502,347	3,174,395	
Uniform and liveries	1,060,518	894,134	
Development expenses	15,610,217	15,942,508	
Prize and Awards	14,158,237	16,168,465	
Conference & Seminar	4,162,359	7,569,610	
Company registration (renewal) fees	19,054,950	18,714,127	
Stamps	4,893,327	3,174,099	
Staff transport expenses	2,068,294	1,449,589	
AGM/EGM expenses	1,493,199	1,816,331	
CDBL related charges	214,673	830,617	
	722,562,067	744,931,689	
	1,526,871,229	1,535,446,398	
<u>OTHER EXPENSES</u>			
Depreciations	33.00	38,178,982	30,839,405
Reserve for unexpired risk		112,971,388	135,638,742
Provision for Diminution in Value of Investment in Share (DLIC Securities Ltd.)		13,362,586	-
Provision for income tax	34.00	112,029,465	158,299,451
DLIC Securities Expenses	35.00	4,506,308	2,745,602
<u>Appropriations</u>			
Dividend		247,500,000	356,400,000
Balance of the fund at the end of the year as shown in the Balance Sheet		33,044,095,029	30,534,409,390
Total		39,378,632,222	36,700,366,585

The annex notes form an integral part of these financial statement


Swapan Kumar Sarkar, FCA
MD & CEO



M. Anisul Haque, FCMA
Director


Aziz Ahmed, FCA, CISA
Director


Monzurur Rahman
Chairman

Signed as per annex report on even date

Dated, Dhaka;
19 May 2016


S. F. Ahmed & Co.
Chartered Accountants



Consolidated Statement of Changes in Stockholder's Equity

For the year ended 31 December 2015

Particulars	Share Capital	Share Premium	General Reserve	Retained Earnings	Other Reserve	Total
Balance as on January 01, 2015	1,237,500,000	-	1,000,000	-	-	1,238,500,000
Addition during the year	-	-	-	-	-	-
Balance as on December 31, 2015	1,237,500,000	-	1,000,000	-	-	1,238,500,000

Swapan Kumar Sarkar, FCA
MD & CEO

M. Anisul Haque, FCMA
Director

Aziz Ahmed, FCA, CISA
Director

Monzurur Rahman
Chairman

Signed as per annex report on even date


Dated, Dhaka;
19 May 2016

S. F. Ahmed & Co.
Chartered Accountants

Consolidated Statement of Cash Flow

For the year ended 31 December 2015

	Amount in Taka	
	2015	2014
Cash flows from operating activities		
Collection from premium	5,724,116,091	5,455,475,439
Other Income received	25,594,758	19,644,326
Claim paid	(4,652,868,661)	(4,175,806,944)
Payment for operating activities	(1,729,291,842)	(1,594,744,270)
Source tax (income tax) deducted	(161,245,716)	(172,616,709)
Net cash from operating activities	(793,695,370)	(468,048,158)
Cash flows from investing activities		
Investment made	(3,227,227,691)	(1,499,580,609)
Acquisition of fixed assets	(186,526,178)	(202,535,302)
Addition of investment property	(28,511,729)	(59,647,843)
Proceeds from sale of fixed assets	1,764,302	5,936,917
Loan paid against policies	(332,937,598)	(248,649,284)
Loan realized against policies	196,085,787	172,889,442
Interest, dividends & rents received	3,034,182,055	2,981,056,525
Other loans realized	554,310	2,104,707
Other loans paid	-	(1,119,892)
Net cash used in investing activities	(542,616,742)	1,150,454,661
Cash flows from financing activities		
Dividend paid	(233,151,533)	(97,238,986)
Net cash used in financing activities	(233,151,533)	(97,238,986)
Net increase in cash & cash equivalents	(1,569,463,645)	585,167,517
Cash and cash equivalents at the beginning of the period	10,579,902,926	9,994,735,409
Cash and cash equivalents at the end of the period	9,010,439,281	10,579,902,926



Swapan Kumar Sarkar, FCA
MD & CEO



M. Anisul Haque, FCMA
Director



Aziz Ahmed, FCA, CISA
Director



Monzurur Rahman
Chairman

Signed as per annex report on even date

Dated, Dhaka;
19 May 2016



S. F. Ahmed & Co.
Chartered Accountants



Consolidated Statement of Life Insurance Fund

as at 31 December 2015

Amount in Taka

Assets

Loan on Insurers policies within their surrender value	804,127,295
Investments	24,132,285,227
DSE Membership	320,200,000
Preliminary Expenses	1,028,775
Agents' balance	43,261
Outstanding premium	482,449,242
Interest, dividends & rents accruing but not due	951,846,891
Advances & deposits	1,511,035,437
Sundry debtors	69,195,980
Cash & bank balances	9,010,439,281
Fixed assets (at cost less depreciation)	1,214,418,595
Stamps, printing and stationery in hand	9,294,652
	38,506,364,636

Less: Liabilities

Estimated liabilities in respect of outstanding claims, whether due or intimated	101,664,819
Amount due to other persons or bodies carrying on insurance business	29,569,919
Sundry creditors	1,119,328,093
Provision for doubtful debts	80,460,266
Reserve for unexpired risk	112,971,388
Premium deposits	14,358,134
Dividend equalization reserve	1,000,000
Fair Value Change Account	2,765,416,938
	4,224,769,557
Gross fund (assets - liabilities)	34,281,595,079
Shareholders' capital (paid-up capital)	(1,237,500,000)
Non-Controlling Interest	(50)
Life insurance fund as at December 31, 2015	33,044,095,029

Swapan Kumar Sarkar, FCA
MD & CEO


M. Anisul Haque, FCMA
Director

Aziz Ahmed, FCA, CISA
Director

Monzurur Rahman
Chairman

Consolidated Form AA Classified Summary of the Assets in Bangladesh as at 31 December 2015

Class of Assets	Book Value Taka	Market Value Taka	Remarks
Loan			
On insurer's policies within their surrender value	804,127,295	804,127,295	Realisable Value
Investment			
Statutory deposit with Bangladesh Bank (BGTB)	15,000,000	15,000,000	At Cost
Bangladesh Govt. Treasury Bond (BGTB)	13,156,825,682	13,156,825,682	At Cost
Shares listed on stock exchanges	9,339,432,361	9,339,432,361	—
Debentures and bonds	469,219,730	469,219,730	At Cost
Mutual fund	42,238,876	42,238,876	At Cost
Central depository Bangladesh Ltd.	3,138,890	3,138,890	Book Value
Investment property	1,022,269,972	1,022,269,972	Carrying Value
Other loans	84,159,716	84,159,716	Realisable Value
DSE Membership	320,200,000	320,200,000	Book Value
Preliminary Expenses	1,028,775	1,028,775	Book Value
Cash and bank balances			
On fixed deposit with banks	7,632,482,087	7,632,482,087	Book Value
On current account with banks	307,139,768	307,139,768	Book Value
On SND account with banks	1,054,001,874	1,054,001,874	Book Value
Cash in hand	4,353,762	4,353,762	Book Value
Cash in transit	9,088,324	9,088,324	Realisable Value
Branch petty cash	3,373,466	3,373,466	Realisable Value
Other accounts			
Agents' balance	43,261	43,261	Realisable Value
Outstanding premium	482,449,242	482,449,242	Realisable Value
Interest, dividends and rents accruing but not due	951,846,891	951,846,891	Realisable Value
Advances and deposits	1,511,035,437	1,511,035,437	Realisable Value
Sundry debtors	69,195,980	69,195,980	Realisable Value
Fixed assets (at cost less depreciation)	1,214,418,595	1,214,418,595	Carrying Value
Stamps, printing and stationery in hand	9,294,652	9,294,652	At Cost
Total	38,506,364,636	38,506,364,636	




Swapan Kumar Sarkar, FCA
MD & CEO



M. Anisul Haque, FCMA
Director



Aziz Ahmed, FCA, CISA
Director



Monzurur Rahman
Chairman



Delta Life Insurance
Company Limited

Financial Statements



Balance Sheet as at 31 December 2015

	Notes	Amount in Taka	
		2015	2014
<u>Share capital and liabilities</u>			
Shareholders' capital	4.00		
Authorized			
50,00,00,000 ordinary shares of Tk. 10 each		5,000,000,000	5,000,000,000
Issued, subscribed and paid-up			
12,37,50,000 ordinary shares of Tk. 10 each fully paid up		1,237,500,000	1,237,500,000
Dividend equalisation reserve		1,000,000	1,000,000
Life insurance fund	5.A	33,029,422,463	30,529,203,492
Fair Value Change Account	6.00	2,765,416,938	4,094,813,104
Estimated liabilities in respect of outstanding claims, whether due or intimated	8.00	101,664,819	475,416,245
Amount due to other persons or bodies carrying on insurance business	9.00	29,569,919	36,909,668
Sundry creditors	10.A	1,087,250,552	1,077,316,584
Provision for doubtful debts	11.00	80,460,266	82,827,488
Reserve for unexpired risk		112,971,388	135,638,742
Premium deposits	12.00	14,358,134	11,671,055
		1,426,275,078	1,819,779,782
Total share capital and liabilities		38,459,614,479	37,682,296,378

Swapan Kumar Sarkar, FCA
MD & CEOM. Anisul Haque, FCMA
DirectorAziz Ahmed, FCA, CISA
DirectorMonzurur Rahman
Chairman



	Notes	Amount in Taka	
		2015	2014
<u>Property and assets</u>			
Loan	13.00	804,127,295	667,275,484
On insurer's policies within their surrender value			
Investment	14.A		
Statutory deposit with Bangladesh Bank (BGTB)		15,000,000	15,000,000
Bangladesh Govt. Treasury Bond (BGTB)		13,156,825,682	10,876,588,280
Shares listed on stock exchanges		8,942,042,411	9,916,201,374
Debentures and bonds		469,219,730	307,095,470
Mutual fund		42,238,876	10,000,000
Central Depository Bangladesh Ltd.		3,138,890	3,138,890
DLIC Securities Limited (Subsidiary)	14.05	999,999,950	399,999,910
Investment property	14.07	1,022,269,972	1,008,507,427
Other loans		84,159,716	84,714,026
		24,734,895,227	22,621,245,377
Agents' balance		43,261	43,738
Outstanding premium	17.00	482,449,242	537,446,216
First year outstanding premium/Collection in hand	18.00	-	86,716,514
Interest, dividends and rents accruing but not due	19.00	951,846,891	884,714,219
Advances and deposits	20.A	1,503,605,042	1,237,817,198
Sundry debtors	21.A	68,838,471	71,121,188
Cash and bank balances	22.A		
On fixed deposit with banks		7,418,428,337	9,170,495,604
On current account with banks		307,139,768	287,494,840
On SND account with banks		949,273,388	1,041,156,498
Cash in hand		4,347,780	1,826,214
Cash in transit		9,088,324	14,016,757
Branch petty cash		3,373,466	1,447,102
		8,691,651,063	10,516,437,015
Other accounts			
Fixed assets (at cost less depreciation)	23.A	1,212,863,335	1,050,850,491
Stamps, printing and stationery in hand		9,294,652	8,628,938
Total property and assets		38,459,614,479	37,682,296,378

The annex notes form an integral part of these financial statement

Swapan Kumar Sarkar, FCA
MD & CEO

M. Anisul Haque, FCMA
Director

Aziz Ahmed, FCA, CISA
Director

Monzurur Rahman
Chairman

Signed as per annex report on even date

Dated, Daka;
19 May 2016

S. F. Ahmed & Co.
Chartered Accountants



Life Revenue Account

For the year ended 31 December 2015


	Notes	Amount in Taka	
		2015	2014
Balance of fund at the beginning of the year		30,529,203,492	28,051,818,778
Adjustment made during the year	24.00	169,097,949	208,255,502
Premium less reinsurance	25.00		
First year premium (OL)		632,234,496	576,686,965
First year premium (GN-GRB)		433,522,849	423,738,824
		1,065,757,345	1,000,425,789
Renewal premium (OL)		2,176,839,275	2,154,083,201
Renewal premium (GN-GRB)		1,954,201,971	1,935,272,063
		4,131,041,246	4,089,355,264
Group life insurance premium		241,241,999	240,456,743
Health insurance premium		144,362,013	114,033,431
		385,604,012	354,490,174
Gross premium		5,582,402,603	5,444,271,227
Reinsurance premium		(34,863,451)	(39,138,673)
Net premium		5,547,539,152	5,405,132,554
Interest, dividend and rents	26.A	3,067,637,078	3,002,764,079
Other income	27.A	20,473,109	21,844,721
Total		39,333,950,780	36,689,815,634
First year premium, where the maximum premium paying period is;			
Single		59,501,154	62,235,461
Four years		9,903	6,254
Five years		546,175	264,227
Six years		58,682	100,213
Seven years		109,009	154,283
Eight years		119,386	136,649
Nine years		-	198,228
Ten years		252,813,294	321,526,647
Eleven years		20,870,940	9,869,943
Twelve years or over (including throughout life)		731,728,802	605,933,884
		1,065,757,345	1,000,425,789



Notes	Amount in Taka	
	2015	2014
Claims under policies (including provision for claims due or intimated), less reinsurance	28.00	
By death	128,671,428	168,386,861
By maturity	1,920,542,601	1,724,905,487
By survival	579,270,538	585,943,828
By hospitalization	79,676,869	78,981,797
By others	2,281,016	465,259
By surrenders	183,296,338	174,665,186
Annuities	821,123	708,405
Bonus in cash	1,365,727,795	1,196,620,019
	4,260,287,708	3,930,676,842
Profit commission	18,829,527	15,910,755
	4,279,117,235	3,946,587,597
Expenses of management		
Commission:	29.00	
(a) Commission to insurance agents (less that on reinsurance)	510,517,213	540,124,285
(b) Allowances and commission [other than commission including in sub-item (a) preceding]	293,791,949	250,390,424
	804,309,162	790,514,709
Salaries etc. (other than to agents and those contained in the allowance and commission)	418,955,254	432,482,199
Gratuity	14,174,091	12,547,667
Traveling and conveyance	8,213,716	9,153,021
Directors' fees	649,750	730,250
Auditors' fees	460,000	491,250
Medical fees	2,361,248	1,923,163
Legal and professional fees	2,018,898	1,945,516
Insurance policy stamp	12,057,086	11,186,405
Advertisement and publicity	14,847,357	7,974,158
Printing and stationery	12,820,341	14,916,173
Office rent	57,544,181	70,900,276
Bank charges	36,131,366	38,557,347
Repairs and maintenance	13,077,103	10,202,270
Car fuel, maintenance & repairs	28,145,974	30,041,349
Group insurance	5,954,286	5,264,082
Papers and periodicals	588,769	499,063
Telephone, telex and electricity etc.	16,920,193	13,685,563
Training & recruitment expenses	1,612,982	1,423,934
Fees and subscriptions	4,326,846	5,657,974
Donations	220,000	30,000
Entertainment	383,524	352,668
Staff welfare expenses	1,773,312	1,658,511

	Notes	Amount in Taka	
		2015	2014
Insurance premium (general)		3,107,669	3,574,975
Postage and telegram		3,502,347	3,174,395
Uniform and liveries		1,060,518	894,134
Development expenses		15,610,217	15,942,508
Prize and Awards		14,158,237	16,168,465
Conference & Seminar		4,162,359	7,569,610
Company registration (renewal) fees		19,054,950	18,714,127
Stamps		4,893,327	3,174,099
Staff transport expenses		2,068,294	1,449,589
AGM/EGM expenses		1,493,199	1,816,331
CDBL related charges		214,673	830,617
		722,562,067	744,931,689
		1,526,871,229	1,535,446,398
OTHER EXPENSES			
Depreciations	33.A	37,689,162	30,839,405
Reserve for unexpired risk		112,971,388	135,638,742
Provision for income tax	34.A	100,379,303	155,700,000
Appropriations			
Dividend		247,500,000	356,400,000
Balance of the fund at the end of the year as shown in the Balance Sheet		33,029,422,463	30,529,203,492
Total		39,333,950,780	36,689,815,634

The annex notes form an integral part of these financial statement



Swapan Kumar Sarkar, FCA
MD & CEO



M. Anisul Haque, FCMA
Director



Aziz Ahmed, FCA, CISA
Director



Monzurur Rahman
Chairman

Signed as per annex report on even date



S. F. Ahmed & Co.
Chartered Accountants

Dated, Dhaka;
19 May 2016



Statement of Changes in Stockholder's Equity

For the year ended 31 December 2015

Particulars	Share Capital	Share Premium	General Reserve	Retained Earnings	Other Reserve	Total
Balance as on January 01, 2015	1,237,500,000	-	1,000,000	-	-	1,238,500,000
Addition during the year	-	-	-	-	-	-
Balance as on December 31, 2015	1,237,500,000	-	1,000,000	-	-	1,238,500,000

Swapan Kumar Sarkar, FCA
MD & CEO

M. Anisul Haque, FCMA
Director

Aziz Ahmed, FCA, CISA
Director

Monzurur Rahman
Chairman

Signed as per annex report on even date

Dated, Dhaka;
19 May 2016

S. F. Ahmed & Co.
Chartered Accountants



Statement of Cash Flow

For the year ended 31 December 2015

	Amount in Taka	
	2015	2014
Cash flows from operating activities		
Collection from premium	5,724,116,091	5,455,475,439
Other Income received	19,795,863	15,908,280
Claim paid	(4,652,868,661)	(4,175,806,944)
Payment for operating activities	(1,747,684,685)	(1,570,799,256)
Source tax (income tax) deducted	(156,574,846)	(172,616,709)
Net cash flows from operating activities	(813,216,238)	(447,839,190)
Cash flows from investing activities		
Investment made	(3,429,837,781)	(1,499,580,609)
Acquisition of fixed assets	(186,039,878)	(200,976,522)
Addition of investment property	(28,511,729)	(59,647,843)
Proceeds from sale of fixed assets	1,764,302	5,936,917
Loan paid against policies	(332,937,598)	(248,649,284)
Loan realized against policies	196,085,787	172,889,442
Interest, dividends & rents received	3,000,504,406	2,974,620,966
Other loans realized	554,310	2,104,707
Other loans paid	-	(1,119,892)
Net cash flows from investing activities	(778,418,181)	1,145,577,882
Cash flows from financing activities		
Dividend paid	(233,151,533)	(97,238,986)
Net cash flows from financing activities	(233,151,533)	(97,238,986)
Net increase in cash & cash equivalents	(1,824,785,952)	600,499,706
Cash and cash equivalents at the beginning of the period	10,516,437,015	9,915,937,309
Cash and cash equivalents at the end of the period	8,691,651,063	10,516,437,015

Swapan Kumar Sarkar, FCA
MD & CEOM. Anisul Haque, FCMA
DirectorAziz Ahmed, FCA, CISA
DirectorMonzurur Rahman
Chairman

Signed as per annex report on even date

Dated, Dhaka;
19 May 2016S. F. Ahmed & Co.
Chartered Accountants



Statement of Life Insurance Fund as at 31 December 2015

	Amount in Taka
<u>Assets</u>	
Loan on Insurers policies within their surrender value	804,127,295
Investments	24,734,895,227
Agents' balance	43,261
Outstanding premium	482,449,242
Interest, dividends & rents accruing but not due	951,846,891
Advances & deposits	1,503,605,042
Sundry debtors	68,838,471
Cash & bank balances	8,691,651,063
Fixed assets (at cost less depreciation)	1,212,863,335
Stamps, printing and stationery in hand	9,294,652
	38,459,614,479
<u>Less: Liabilities</u>	
Estimated liabilities in respect of outstanding claims, whether due or intimated	101,664,819
Amount due to other persons or bodies carrying on insurance business	29,569,919
Sundry creditors	1,087,250,552
Provision for doubtful debts	80,460,266
Reserve for unexpired risk	112,971,388
Premium deposits	14,358,134
Dividend equalization reserve	1,000,000
Fair value change account	2,765,416,938
	4,192,692,016
Gross fund (assets - liabilities)	34,266,922,463
Shareholders' capital (paid-up capital)	(1,237,500,000)
Life insurance fund as at December 31, 2015	33,029,422,463

Swapan Kumar Sarkar, FCA
MD & CEO


M. Anisul Haque, FCMA
Director

Aziz Ahmed, FCA, CISA
Director

Monzurur Rahman
Chairman

Form AA Classified Summary of the Assets in Bangladesh as at 31 December 2015

Class of Assets	Book Value Taka	Market Value Taka	Remarks
Loan			
On insurer's policies within their surrender value	804,127,295	804,127,295	Realisable Value
Investment			
Statutory deposit with Bangladesh Bank (BGTB)	15,000,000	15,000,000	At Cost
Bangladesh Govt. Treasury Bond (BGTB)	13,156,825,682	13,156,825,682	At Cost
Shares listed on stock exchanges	8,942,042,411	8,942,042,411	—
Debentures and bonds	469,219,730	469,219,730	At Cost
Mutual fund	42,238,876	42,238,876	At Cost
Central depository Bangladesh Ltd.	3,138,890	3,138,890	Book Value
DLIC Securities Limited	999,999,950	999,999,950	Book Value
Investment property	1,022,269,972	1,022,269,972	Carrying Value
Other loans	84,159,716	84,159,716	Realisable Value
Cash and bank balances			
On fixed deposit with banks	7,418,428,337	7,418,428,337	Book Value
On current account with banks	307,139,768	307,139,768	Book Value
On SND account with banks	949,273,388	949,273,388	Book Value
Cash in hand	4,347,780	4,347,780	Book Value
Cash in transit	9,088,324	9,088,324	Realisable Value
Branch petty cash	3,373,466	3,373,466	Realisable Value
Other accounts			
Agents' balance	43,261	43,261	Realisable Value
Outstanding premium	482,449,242	482,449,242	Realisable Value
Interest, dividends and rents accruing but not due	951,846,891	951,846,891	Realisable Value
Advances and deposits	1,503,605,042	1,503,605,042	Realisable Value
Sundry debtors	68,838,471	68,838,471	Realisable Value
Fixed assets (at cost less depreciation)	1,212,863,335	1,212,863,335	Carrying Value
Stamps, printing and stationery in hand	9,294,652	9,294,652	At Cost
Total	38,459,614,479	38,459,614,479	




Swapan Kumar Sarkar, FCA
MD & CEO



M. Anisul Haque, FCMA
Director



Aziz Ahmed, FCA, CISA
Director



Monzurur Rahman
Chairman



Notes to the
**Financial
Statements**

Notes to the Financial Statements

For the year ended 31 December 2015

1.00 Legal status and nature of business

1.01 Establishment and status of the company

Delta Life Insurance Company Ltd. (hereinafter referred to as “DLICL” / “the Company”) was incorporated as a public limited company as on 10 November 1986 under the Companies Act 1913 as amended in 1994. The company commenced its business in December 1986. DLICL got listed in the Dhaka and Chittagong Stock Exchange Ltd. in the year 1995. The company is also registered with the Controller of Insurance/The Insurance Development and Regularity Authority (IDRA). The Registered Office of the Company is located at Delta Life Tower, Plot # 37, Road # 45 (South) & 90 (North), Gulshan Circle-2, Dhaka 1212, and Bangladesh.

1.02 Nature of business

The Company is carrying on the business of providing Life Insurance. Under which are the following different divisions exists: Ordinary Life (OL), Group Insurance (GI), and Health Insurance (HI). The company's Life Insurance business comprises of Individual life for urban and suburban people, micro insurance in the name of Gono-Grameen Bima (GN-GNB) for low income group with limited or no access to financial instruments and Group business for conglomerates.

Most of the products are participating traditional while few products under individual life are non-participating traditional. To enhance the benefits of the plans accidental and disability riders are also offered.

Subsidiary Companies:

Delta Life Insurance Company is a parent company with a subsidiary named DLIC Securities Limited. Details of the subsidiary are given below.

The company obtained permission to form a subsidiary company from Insurance Development & Regulatory Authority (IDRA) on September 20, 2012. In pursuant to the permission from IDRA, the company (Parent) formed a wholly owned (99.999%) subsidiary public limited company named DLIC Securities Limited. The main objectives of the subsidiary company is to carry out business of a stock broker and stock dealer and therefore to buy, sell, and deal in shares, stocks, debentures, bonds and other securities and to carry out business as is permissible for a broker and dealer.

2.00 Basis of presentation and statement of compliance

2.01 Statement of compliance

The following underlying assumptions, measurement base, laws, rules, regulations and accounting pronouncements have been considered in preparing and presenting the accompanying consolidated financial statements:

- Going Concern
- Accrual unless stated otherwise except for Cash Flow Statement.
- Historical cost convention
- The Insurance Act 1938 (as amended in 2010)
- The Insurance Rules 1958



- Provisions of the Companies Act 1994
- The Securities and Exchange Commission (SEC) Rules 1987
- Dhaka Stock Exchanges (listing) Regulations 2015
- Income Tax Ordinance 1984
- The Bangladesh Financial Reporting Standards (BFRS) which have been adopted by the Institute of Chartered Accounts of Bangladesh (ICAB)
- Any other applicable laws, regulations, covenants, conventions and practices prevailing with the insurance industry in Bangladesh.
- Where the requirement of the companies Act 1994, the Insurance Act 1938 (as amended in 2010), the Securities and Exchange Rules 1987 differ with the requirement of these standards, the requirements of the Companies Act 1994, the Insurance Act 1938 (as amended in 2010) and the Securities and Exchange Rules 1987 take precedence.
- These financial statements have been prepared on the format of financial statements prescribed in the Insurance Act 1938 (as amended in 2010), Insurance Rules 1958 and SEC Rules 1987.

2.02 The functional and presentation currency

The financial statements are presented in Bangladeshi Taka, which is the company's functional and presentation currency.

2.03 Use of critical accounting estimates and judgments

The preparation of financial statements in conformity with the generally accepted accounting principles and standards require that the company's management make estimates and assumptions that affect the reported amounts of income and expenses for the year and reported balances of assets and liabilities. The estimates and assumptions used in the accompanying financial statements are based upon management's evaluation of the relevant facts and circumstances of the date of financial statements. Actual results could differ from the estimates. Any revision to the accounting estimate is recognized prospectively.

2.04 Reporting period

The financial statements of the company cover one financial year from 01 January 2015 to 31 December 2015 of the calendar year.

2.05 Components of the financial statements

The financial statements include the following components:

- Balance Sheet
- Life Revenue Account
- Cash Flow Statement
- Statement of Life Insurance Fund
- Statement of changes in stockholders equity
- Classified summary of the Assets (Form AA) and
- Accounting Policies and Explanatory Notes.

3.00 Summary of significant accounting policies

The accounting policies adopted in the preparation of these financial statements are consistent with those followed in the preparation of the company's financial statements for the year ended 31 December 2014.

3.01 Basis of Consolidation

These consolidated financial statements are prepared in accordance with the principles and procedures for preparation and presentation of consolidated financial statements as laid down under the Bangladesh Accounting Standard (BAS)-27 Consolidated and Separate Financial Statement . The financial statements of the Company and the Subsidiary have been combined on a line-by-line basis by adding together similar items of assets and liabilities after eliminating all intra group balances, transactions, income and expenses, and profit and loss resulting from intra-group transaction and dividend. Income and expenses of subsidiary have been disclosed in the consolidated life revenue account under the heads Other income and Other expenses respectively.

The Company and the Subsidiary are governed by different regulations. Wherever, accounting policies applied in the consolidated financial statements differ, respective accounting policies of the Company and the Subsidiary as applied to such items have been disclosed. The financial statements of the subsidiaries are prepared for the same reporting year as the parent company, using consistent accounting policies.

The notes to the consolidated financial statements are intended to serve as a means of informative disclosure and a guide towards better understanding of the consolidated position of the Group. The Group has disclosed such notes from the standalone financial statements of the Company and the Subsidiary which are necessary for presenting a true and fair view of the consolidated financial statements.

3.02 Revenue recognitions

All business is written in Bangladesh.

3.2.1 Individual life policies

Individual life first year, renewal, and single premiums are recognized once the related policies are issued /renewed against receipt and realization of premium.

Collectable amount of premiums due and outstanding in the month of December 2015 are recognized as revenue.

Uncollected premium from lapsed policies is not recognized as income until such policies are revived.

3.2.2 Group life and health policies

The premiums of Group policies are recorded after receipt of the premiums and in certain circumstances premiums falling due under the policies within the financial period are also recognized if these premiums are subsequently received.

3.2.3 Reserve for unexpired risk- group business

Gross premium proportionate to the unexpired duration of the period for which the respective premiums have been billed and received are held as reserve for unexpired risk.

3.03 Interest, dividends and rents

Interest income is recognized on accrual basis (except project loan) unless otherwise stated.

Accretion of discount and amortization of premium in respect of debt securities and other fixed income securities is amortized over the remaining period to maturity of such instruments on straight line basis.

Dividend income is recognized when the Company's right to receive dividend is established.



Rental income is recognized on accrual basis, except for the cases that are under litigation.

Realized gains and losses in respect of financial instruments, such as, equity securities, units of mutual fund and corporate bonds listed in the stock exchange are calculated as the difference between the net sales proceeds and their costs using the weighted average method, that is profit or loss on sale of the listed financial instruments are recognized in the Income Statement on cost basis.

Policy loans are allowed to the policy holders to the extent of surrender values of their respective policies provided the policies are in force for not less than two years. Interest on policy loan is accounted on accrual basis subject to the provisions of the Insurance Act/Rules.

Profit or loss on sale of securities/equities is taken to revenue only in the year of sale.

Income on debentures is recognized at prescribed rates except recovery is considered doubtful in which case the income is recognized on a receipt basis.

Interest income on bank deposits (FDRs) is recognized on accrual basis.

Interest and dividend are accounted at gross value (before deduction of Income Tax).

3.04 Provisions

A provision is recognized in the Balance Sheet date if, as a result of past events, the company has a present legal or constructive obligation that can be estimated reliably, and it is probable that an outflow of economic benefits will be required to settle the obligation.

Provision has been made against the loans and advances with small prospect of recovery. Provisions have not been made against advance for which legal cases instituted but remained pending for decision.

3.05 Contingent liabilities

Contingencies arising from claim, litigation, tax assessment, fines, penalties, etc. are recorded when it is probable that the obligation has been incurred and the amount can reasonably be measured.

The Income Tax Department (DCT) has appealed to the High Court Division of Supreme Court in December, 2007 against the orders (ITA 3145 of 2004-2005) (Assessment year 2003-2004) of Appellate Tribunal dated 27/03/2005 and Commissioner of Taxes (CT) (Appeals) dated 26/12/2004 claiming that the Tribunal was not legally justified to uphold the order of the CT Appeals dated 26/12/2004 for deciding interest income (Tk. 1,70,000) on national investment bond (NIB) as exempt income in the assessment of tax of the company for the assessment year 2003-2004.

The company has contended against the appeal of the DCT in that the Appellate Tribunal and CT Appeals have allowed the income on NIB as exempt one in the assessment year 2003-2004 and such income was also exempted from tax in previous years tax assessment of the company.

As the case has not yet been settled and there exists uncertainties or timing of deciding the tax liability of the company, if any, and the experts have advised that the company's grounds of reasoning against the appeal are well supported in law in view of which the company could not expect any further liability. (please refer to note 21.04).

There are no any other liabilities.

3.06 Premium deposit

Premium deposit represents premium received but risk has not yet been accepted because of pending underwriting decision as at 31 December 2015.

3.07 Re-insurance

This represent provisional amount payable to the re-insurer (Munich Re) for the 12 (twelve) months ended on 31 December 2015. Provision has been made on the basis of best available information.

3.08 Claims costs

Claims costs consist of the policy benefit amount and claim settlement costs, where applicable.

Death and rider claims are accounted for on receipt of intimation. Intimations upto the end of the period are considered for accounting of such claims.

Annuity benefits and Maturity benefits are accounted when due.

Surrenders are accounted for on the receipt of consent from the insured to the quote prescribed in the policy deed provided by the company.

Maturity claims also include amounts payable on lapsed policies which are accounted for on the date of maturity of policies.

Amount recoverable from Re-insurers are accounted for in the same period as the related claim and are reduced from claims.

3.09 Investments

Investments are made in accordance with the provisions of the Insurance Act/Rules 1954 and the circulars/notifications issued by the Controller of Insurance/ IDRA in this context from time to time.

a) Classification of investment

Investments with fixed or determinable payments and fixed maturity, where the company has positive intent and ability to maturity, are classified as Held-to-Maturity. Investments which are intended to be held for an indefinite period but may be sold in response to the need for liquidity or change in mark-up/ interest rates are classified as Available- For-Sale.

b) Valuation of investments

(i) Investment property

Investment property represents land or building held for investment purpose. Investment property is valued at historical cost subject to revaluation, if any.

Cost of investment property includes their acquisition cost and costs of various phases of construction works including advance to contractors which have been completed at the balance sheet date.

The construction works of office buildings on leasehold land at various places are in progress, which has not been fully completed at Balance Sheet date and hence classified as Capital Work in Progress (CWIP) in the accounts.

(ii) Debt Securities

Debt securities with fixed income {Bangladesh Govt. Treasury Bond}, Private and Public Bonds and Debentures} are categorized by class and are accounted for held to maturity and have been valued at cost. The discount in respect of the debt securities which is the difference between the purchase price and the redemption amount is amortized and recognized in the Revenue Account on straight line basis over the remaining period to maturity of these securities. For fair presentation, premium, if any, premium on acquisition of those bonds and debentures are however charged to Revenue in the year of acquisition.



(iii) **Financial instruments stated at fair value:**

Financial instruments such as equities, mutual funds and corporate bonds have been valued at fair value which is based on their quoted closing price on the primary exchanges (Dhaka and Chittagong Stock Exchanges) at the balance sheet date without any deduction for transaction costs. Unlisted equities are measured at historical cost.

Unrealized gains and losses arising due to changes in fair value of financial instruments are recognized in the balance sheet under the head “Fair Value Change Accounts”.

(iv) Loans are valued at historical cost (less repayments), subject to provision for impairment, if any.

(v) Investment in DLIC Securities Ltd. (Subsidiary) is valued at cost.

(vi) All other investments are recognized at cost including their acquisition charges, if any, less impairment, if any.

3.10 Fixed Assets and Depreciation/Amortization

Fixed assets are reported at cost less accumulated depreciation and impairment, if any. Cost includes the purchase price and any cost directly attributable to bring the asset to its working condition for its intended use. Fixed assets of small value and assets for which useful lives can not be estimated properly are fully charged to the Revenue in the year of their purchases. Subsequent expenditures incurred on existing fixed assets are expensed out except where such expenditure increases the future economic benefits from the existing assets. Any addition to the original fixed asset is depreciated over the useful life of the asset. Depreciation is charged on pro-rata basis from the month of purchase and up to the previous month of sale. Methods and rates of providing depreciation are consistently applied in relation to the previous year.

Capital works in progress (CWIP) is stated at cost less impairment, if any and consist of expenditure incurred and advances made in respect of fixed assets in the course of their acquisition, erection, construction and installation. The assets are transferred to relevant category of fixed asset when they are available for use.

Gains/ Losses on disposal of fixed asset are taken to revenue account.

Tangible assets

The company has adopted straight line method of depreciation so as to depreciate the cost of following type of assets over the useful life of these respective assets which are as follows:

Asset class	Useful life of assets
Furniture & Fixture	10
Renovation	5
Computer Hardware	4
IT Infrastructure	25
Data Center - IT Infrastructure	5
Electrical Equipment	5
Vehicles	5
Investment Property	
Corporate Office Building	100
Lift	20
Generator	20
Solar Plant	10
Central Air Condition System	20
Fire Alarm	20

Intangible assets

Expenditure incurred on major application software and their customization or further development is recognized as an intangible asset. The same is capitalized under fixed assets if such expenditure results in a benefit of enduring nature. Other software expenses such as support and maintenance annually are expensed in the period in which they are incurred. Intangible Assets are stated at cost less accumulated depreciation/amortization. This is amortized over period of four (04) years.

Preliminary expenses incurred for formation of DLIC Securities Ltd. (Subsidiary) has been amortized over the period of five years commencing from the current year.

Depreciation rates and methods are reviewed at each balance sheet date and adjusted, if required.

Impairment of assets

The carrying amounts of assets are reviewed at the Balance Sheet date if there is any indication of impairment based on internal/external factors. An impairment loss, if any, is recognised wherever carrying amount of an asset exceeds its recoverable amounts.

Encumbrances

There were no encumbrances on assets of the company as at the Balance Sheet date (previous year Tk. nil).

3.11 Stamps, printing, stationary in hand

Stock of stamps, printing and stationary in hand etc. are valued at cost determined on average basis.

3.12 Provision for doubtful debts

Provision for doubtful debts has been provided as determined by the management.

3.13 Taxation

Current Tax

Provision for Taxation is based on taxable income determined under the Fourth Schedule of the Income Tax Ordinance 1984 and best judgment of the management.

Charge for the current tax is calculated following the accepted method of income assessment and the using tax rate enacted at the Balance Sheet date and includes adjustments, where considered necessary, relating to prior years.

Deferred tax

The company does not provide for deferred taxation as current tax has been calculated based on the actuarial valuation and there is no effect of tax base assets and liabilities.

3.14 Risk Minimization strategies

3.14.01 Individual life business

Insurance underwriting risk is the risk that the Company will suffer losses due to economic situation or the rate of occurrence of an incident contrary to the forecast made at the time of setting up of the premium rate.

The underwriting risk arises from death and sometimes due to permanent disability and critical illness. The Company may get exposed to poor risk due to unexpected experience in terms of claim severity or frequency. This can be a result of anti-selection, fraudulent claims or poor persistency. The Company may also face the risk of poor investment return, inflation of business expenses and liquidity issues on monies invested in the fund. The Company faces the risk of under pricing particularly due to nature of long-term contract. In addition



to this, due to poor persistency, the Company would be unable to recover expenses of policy acquisition. **The Company manages these risks through its underwriting, reinsurance, claims handling policy and other related control mechanisms.** The Company has a well defined policy and avoids selling policies to high risk individuals. Underwriting procedures have been enhanced and rules have been structured to enable the Company to strike a balance between mitigating risk, ensuring control and providing better service. This puts a check on anti-selection.

The Company seeks to reduce its risk exposure by reinsuring certain levels of risk with renowned re-insurance Munich-Re.

The Company provides quality service to the policyholders and checks to minimize miss-selling and avoid poor persistency. A regular monitoring of lapsation rate is conducted. The Company has procedures in place to ensure avoidance of payment of fraudulent claim. The Claim Committee reviews high sum assured and early claims for verification and detailed investigation of all doubtful and early claims are conducted. The Company maintains adequate liquidity to cater for potentially sudden and high cash requirement.

3.14.02 Group life

The major risk underwritten by the company is death which depends on mortality. Other risks underwritten include disability and major disease.

Risk increases as a result of catastrophic events, business procurement without following underwriting guidelines, business procurement at low premium rate due to tough market competition and fraudulent claims. Non-receipt of premium in due time is an additional factor.

The company manages these risks through proper underwriting, reinsurance, effective claims handling and other claim control mechanism. The company also avoids underwriting group business with employees exposed to hazardous profession. Pricing is done in line with actuarial guideline, experience and the mortality exposure the concerned group faces. Moreover, premium rates of existing groups are also reviewed from time to time on the basis of claim experience. Reinsurance arrangements are made by the company with renowned re-insurer to limit the risk at affordable level. Beside, the company avoids payment of fraudulent claims through claim investigation. Strict monitoring is in place to keep the outstanding balances of premium at a minimum.

3.14.03 Group health

The main risk underwritten by the company is morbidity that requires treatment as inpatient or outpatient. Risks are increased as a result of increasing incidences of fatal diseases, accident & catastrophic event, fraudulent practices, health over consciousness of insured etc. Consistent increase in charges of various hospital services, lack of adequate claim control mechanism and business procurement at low price in the competitive market are additional factors.

The company manages these risks through proper underwriting and other related claim control mechanism, premium rate review on claim experience and hospital agreements with discount facility etc.

The Company has a well defined medical underwriting policy to avoid underwriting Group Health business with potentially high health risk. Any pre-existing conditions are also screened at this stage. Health plans are designed and terms-conditions are set in such a way that abuses of benefit utilization are minimized. Pricing is done in consultation with actuarial department on the basis of actual claim experience. Company has also pre-determined charges for certain illness and investigations with its panel hospitals. Those are treated as Standard Rate which is applied to restrict settlement of inflated bills. The company avoids settlement of any fraudulent claims through claims investigations which is managed by experienced technical staff.

3.14.04 Liquidity risk

Liquidity risk is the risk that the Company will be unable to meet its funding requirements. To guard against the risk the Company has diversified funding sources and assets are managed with liquidity in mind, maintaining healthy balance of cash and cash equivalent and readily market securities.

3.14.05 Interest rate risk

The Company invests in securities and has deposits that are subject to interest rate risk. Interest rate risk to the Company is the risk of changes in market. Interest rate reducing the overall returns on its interest basis securities. The Company limits interest risk by monitoring changes in interest rates in the money market and by diversifying into various institutions (issuers' of securities).

3.14.06 Market risk (investment pattern)

Market risk is the risk that the value of a financial instrument will fluctuate as a result of changes in market prices, whether these changes are caused by factors specific to the individual security or its issuer or factors affecting all securities traded in the market.

The Company is exposed to market risk with respect to its investment.

The Company continues to adopt a prudent policy in respect of investments. The fund of the Company has been invested as per provision of the Insurance Act. The investments are mainly in Govt. securities, Fixed Deposits Receipts (FDRs) with various commercial banks and financial institutions having acceptable performance parameters and ratings and equity shares in listed companies having good and positive fundamental and technical attributes.

The Company also limits market risk maintaining a diversified profile and by continuous monitoring of developments in Govt. securities (bonds) equity and term finance certificates markets. In addition, the Company actively monitors the key factors that affect the underlying value of these securities.

3.14.07 Reinsurance risk

The Company seeks to reduce its risk exposure by reinsuring certain levels of risk with re-insurer. Re-insurer ceded does not relieve the Company from its obligation to policyholders and as a result, the Company also remains liable for the portion of outstanding claims reinsured to the extent that re-insurer does not meet the obligations ultimately under the reinsurance agreements.

In order to minimize the risk, the Company has obtained reinsurance cover from a renowned re-insurer, Munich-Re with proven sound financial health.

3.14.08 Foreign currency risk

As at the balance sheet date there are no financial instruments denominated in foreign currency. Therefore, the Company is not exposed to risk from any foreign currency exchange rate risk fluctuation.

3.14.09 Credit risk

Credit Risk is the risk, which arises with the possibility that one party to a financial instrument will fail to discharge its obligation and cause the other party to incur a financial loss. Major credit risk is in bank balance investments. The management monitors exposure to credit risk through regular review of credit exposure and assessing credit worthiness of counter parties.

3.15 Commission

Commission to Insurance Agents (Less that received on re-insurance) represents first year commission, renewal commission and Group commission.



Allowances and Commission (Other than Commission to Insurance Agents less that on Re-insurance) represent Field Officers salary and allowances including bonuses.

3.16 Cash flow statement

Cash Flow Statement is prepared in accordance with BAS-7 and Cash Flow from operating activities has been presented under direct method as outlined in the Securities and Exchange Rules 1987. For the purpose of cash flow statement, cash and cash equivalents include the following:

- Cash at bank in current and STD accounts
- Term deposits (FDRs) with commercial banks
- Cash in hand and in transit

3.17 Comparative information

Relevant comparative information has been disclosed in respect of the year for all numerical information in the financial statements.

3.18 Related party disclosures

Related Party Disclosures , parties are considered to be related if one of the party has the ability to control the other party or exercise significant influence over the party in making financial and operating decisions. The company carried out transactions in the ordinary course of business on an arms length basis at commercial rates with its related parties (please refer to note no. 42)

3.19 Dividend to shareholders

Dividends in cash and stock (bonus shares) to share holders are recognized in the period in which they are approved.

3.20 General

The previous years figures have been regrouped, rearranged and reclassified wherever necessary. Amounts and other disclosures for the preceding year are included as an integral part of the current financial statements and are to be read in relation to the amounts and other disclosures relating to the current year.

Amounts presented have been rounded off to the nearest taka. Figures in brackets () indicate deduction/negative balances.

4.00 Shareholders' capital

Authorized capital

50,00,00,000 ordinary shares of Tk. 10 each.

Issued, subscribed and paid-up capital

12,37,50,000 ordinary shares of Tk. 10 each.

	Share holding (%)	Amount in Taka	
		2015	2014
Category of Shareholders			
Sponsor	31.62	391,294,260	414,881,750
General public	68.38	846,205,740	822,618,250
		1,237,500,000	1,237,500,000

4.01 Distribution schedule of paid-up capital (as on December 31, 2015)

Shareholding range	No. of Shareholders		No. of Shares	
	As at December 31, 2015	As at December 31, 2014	As at December 31, 2015	As at December 31, 2014
below-500	6,327	8,318	1,206,028	1,539,883
501-5000	4,533	5,505	7,746,326	9,273,084
5001-10000	476	528	3,460,192	3,846,665
10001-20000	262	256	3,737,859	3,716,301
20001-30000	111	124	2,653,423	2,965,299
30001-40000	43	31	1,476,380	1,088,761
40001-50000	42	38	1,900,702	1,701,124
50001-100000	97	99	7,191,048	7,366,768
100001-1000000	83	85	26,251,657	24,966,788
1000001- Above	29	28	68,126,385	67,285,327
Total	12,003	15,012	123,750,000	123,750,000

5.00 Consolidated Life Insurance Fund

Tk. 33,044,095,029

Delta Life Insurance Co. Ltd.

DLIC Securities

Ltd.

Total Consolidated

33,029,422,463	30,529,203,492
14,672,566	5,205,898
33,044,095,029	30,534,409,390

5.A Life Insurance Fund (DLICL)

Tk. 33,029,422,463

Balance at the beginning of the year

Add: Increase in Life Revenue Account during the year

Balance at the end of the year

30,529,203,492	28,051,818,778
2,500,218,971	2,477,384,714
33,029,422,463	30,529,203,492

5.B Life Insurance Fund (DLIC Securities Ltd.)

Tk. 14,672,566

Balance at the beginning of the year

Add: Increase in Life Revenue Account during the year

Balance at the end of the year

5,205,898	378,346
9,466,668	4,827,552
14,672,566	5,205,898

6.00 Fair Value Change Accounts

Tk. 2,765,416,938

Market Value (Quoted Market Price) as at 31.12.2015

Less: Book Value at Cost as at

31.12.2015

8,942,042,411	9,916,201,374
6,176,625,473	5,821,388,270
2,765,416,938	4,094,813,104

{Please refer note no. 3.09-b (iii)}

7.00 Non-Controlling Interest

Tk. 50

DLIC Securities Ltd

50	90
50	90

This represents shares belong to outsiders, they are not owned by the group.



		Amount in Taka	
		2015	2014
8.00	Estimated liabilities in respect of outstanding claims, whether due or intimated.	Tk. 101,664,819	
a)	Ordinary Life		
	Death Claim	12,410,550	52,380,284
	Maturity Claim	40,898,319	247,499,965
		53,308,869	299,880,249
b)	Gono - Grameen Bima		
	Death Claim	151,048	11,585,381
	Maturity Claim	32,910,914	123,478,486
	Claim on Surrender	65,801	2,898,377
		33,127,763	137,962,244
c)	Group Insurance	10,540,890	34,770,554
d)	Health Insurance	4,687,297	2,803,198
		<u>101,664,819</u>	<u>475,416,245</u>
9.00	Amount due to others persons or bodies carrying on insurance business	Tk. 29,569,919	
	Munich Reinsurance Company	29,569,919	36,909,668
		<u>29,569,919</u>	<u>36,909,668</u>

This represents net amount (after adjustment of claims, profit commission, etc.) payable to Re-insurer (Munich-Re) for life re-insured with them as shown below:

Nature of transactions	Amount (Tk.)	Remarks
Provision for - 2015	29,569,919	Awaits for confirmation by the Re-insurer.
Balance as at 31 December 2015 (Tk.)	29,569,919	

10.00	Sundry Creditors	Tk. 1,119,328,093	
	Delta Life Insurance Co. Ltd.	1,087,250,552	1,077,316,584
	DLIC Securities Ltd.	32,077,541	26,653,788
	Total Consolidated	<u>1,119,328,093</u>	<u>1,103,970,372</u>
10.A	Sundry creditors (DLICL)	Tk. 1,087,250,552	
	Commission Payable (Note-10.01)	109,683,546	146,575,701
	Development Salary & Other Allowances (Note-10.02)	72,510,963	70,715,950
	Agents License Fees (Note-10.03)	5,374,520	9,101,580
	Insurance Policy Stamps (Note-10.04)	-	731,428
	Tax and VAT Deducted at Source	862,115	1,487,840
	Security Deposit (Note-10.05)	66,992,216	78,840,392
	Incentive Bonus (Note-10.06)	381,850	36,096,154
	Unpaid Dividend	27,189,527	12,841,060
	Creditors for Expenses (Note-10.07)	6,444,698	7,414,981
	Provident Fund (Note-10.08)	8,794,256	1,822,895
	Group Insurance & Hospitalization Insurance Premium	369,438	27,888
	Provision for Income Tax (Note-10.09)	666,998,799	566,619,496
	Interest Suspense Account (Note-10.11)	26,056,421	26,056,421
	Unidentified Deposit (Note-10.12)	6,743,034	7,180,689
	LRK/EBL Securities Ltd.	254	-
	Auditors' Fees	960,000	960,000
	Car Loan Deposit (Note-10.13)	4,800,809	4,344,809
	Advance Rent	82,845,633	99,725,093
	DLIC Securities Ltd.*	242,473	6,774,207
		<u>1,087,250,552</u>	<u>1,077,316,584</u>

* This represents current account balance with the brokerage house at the end of routine and normal investment activities in listed shares.

		Amount in Taka	
		2015	2014
10.B	Sundry creditors (DLIC Securities Ltd.)		
	Salary Expenses Payable	-	-
	For Expenses & Other Finance	885,099	613,370
	Payable to Client	3,353,235	22,988,575
	Payable to Delta Life Insurance Co. Ltd.	-	225,384
	Payable to DSE	-	-
	Provision for Diminution in Value of Investment in Share	13,362,586	-
	Provision for Income Tax (Subsidiary Company) (Note-10.10)	14,476,621	2,826,459
		<u>32,077,541</u>	<u>26,653,788</u>
10.01	Commissions payable	<u>109,683,546</u>	<u>146,575,701</u>
	This represents the provision of commissions payable to OL and GN-GRB's agents and different level of development officers which were due in December 2015 against first year and renewal business. These were subsequently paid.		
10.02	Development Salary & Other Allowances	<u>72,510,963</u>	<u>70,715,950</u>
	This represents provision of salary, performance and production bonus payable to OL and GN-GRB development officers (other than agents). These were paid subsequently.		
10.03	Agents License Fees	<u>5,374,520</u>	<u>9,101,580</u>
	This represents amounts received from various development staff for agent's licenses fees which were under process and deposited gradually to the IDRA.		
10.04	Insurance Policy Stamps	<u>-</u>	<u>731,428</u>
	This represents provision for expenses relating to policy stamps required to be affixed on the unissued policies.		
10.05	Security Deposit		
	Courier	38,000	191,073
	Printing Materials	652,575	695,000
	Stationery Suppliers	4,000	4,000
	Car Repairs (Garage)	380,100	415,100
	Contractor's (Construction for office buildings)	58,300,058	69,908,444
	Computer Hardware & Software Suppliers	358,625	358,625
	Staff (Employment related))	5,038,369	5,172,261
	Others	2,220,489	2,095,889
		<u>66,992,216</u>	<u>78,840,392</u>
10.06	Incentive Bonus (Staff)	<u>381,850</u>	<u>36,096,154</u>
	This represents provision of yearly incentive bonus payable to the employees' of the company on the basis of the yearly operation results. This was paid subsequently.		
10.07	Creditors for Expenses *		
	Printing and stationery	430,980	749,200
	Office Rent	404,569	204,166
	Telephone Bill	271,076	56,966
	Electricity Bill	922,548	97,002
	Traveling and Conveyance	256,757	259,056
	Car Fuel & Maintenance	258,225	1,106,414
	Postage	91,917	52,966
	Unit Office Expenses	1,516,819	1,595,377
	Office Renovation	-	85,420
	Legal Expenses	446,300	447,500
	Office Maintenance	-	16,931
	Computer Expenses	25,000	25,000
	Prize and awards	602,336	2,191,164
	Others	1,218,171	527,819
		<u>6,444,698</u>	<u>7,414,981</u>

* This represents various expenses incurred by the Company in the ordinary course of business exclusively for the purpose of its operation.



		Amount in Taka	
		2015	2014
10.08	Provident Fund	8,794,256	1,822,895
This represents company's and employees' contribution to PF (Provident Fund Trust) for the month of December 2015.			
10.09	Provision for Income Tax	Tk. 666,998,799	
	Balance at the beginning of the year	38,563,596	38,563,596
	Add: Provision for Income Tax - Current year	100,379,303	155,700,000
	- Prior years (FY: 2004-2014)	528,055,900	372,355,900
	Balance at the end of the year	666,998,799	566,619,496
Provision for income tax has been made as required under the Income Tax Ordinance 1984. Assessment of income tax of the company has been finalized up to Financial Year (FY) 2003 with the exception of Financial Year (FY) 2001 for which assessment has become time barred (Note no-3.13).			
Income Tax Returns of the Company for the Financial Years 2004 (Assessment Year 2005-2006) to Financial Year 2014 (Assessment Year 2015-2016) have been submitted to the Income Tax Authorities for Assessment which are under process.			
10.10	Provision for Income Tax: DLIC Securities	Tk. 14,476,621	
	Balance at the beginning of the year	2,826,459	227,008
	Add: Provision for Income Tax - Current year	11,650,162	2,599,451
	Balance at the end of the year	14,476,621	2,826,459
10.11	Interest Suspense Account	Tk. 26,056,421	
	Overdue Interest on Home Loan Insurance Scheme	25,608,631	25,608,631
	Debenture Interest Receivable from Beximco Denims Ltd.	447,790	447,790
		26,056,421	26,056,421
Interest accrued and overdue from loanees under Home Loan insurance scheme related to the period after legal actions were instituted against those loanees has been credited to Interest Suspense Account.			
Overdue debenture Interest receivable from the Beximco Denims Ltd. from FY 2003 but not yet received has been also credited to this Account.			
10.12	Unidentified Deposits	Tk. 6,743,034	
	Balance at the beginning of the year	7,180,689	7,974,913
	Adjustments/ reconciled	(2,298,218)	(3,015,449)
	Additions	1,860,563	2,221,225
	Balance at the end of the year	6,743,034	7,180,689
These represent deposits to company's various bank accounts which could not be reconciled and hence remained unidentified at year end due to lack of proper documents from banks. For fair representation, the balance in the account aged more than three (3) years are credited to the Revenue Account but proper records are kept for audit-trail and any subsequent adjustment, if any.			
10.13	Car Loan Deposit	4,800,809	4,344,809
This represents deposits received from the employees and adjustable under the Company's Car Scheme.			
11.00	Provision for doubtful debts	Tk. 80,460,266	
	Project loan	54,438,770	54,748,659
	Motor car, cycle and bicycle Loan	3,463,465	3,466,932
	Branch collection account	3,383,872	3,383,872
	Other receivables	9,382,165	9,382,165
	Advance Salary	152,064	152,064
	OTC Shares	9,639,930	11,693,796
		80,460,266	82,827,488

OTC Shares: The Company has observed impairment loss of some OTC traded shares amounting to Tk. 96,39,930/- for which full provision has been made in the Revenue Account.

Provision for doubtful debts has also been made for other assets which have been found less probability of recovery as detailed above.

		Amount in Taka	
		2015	2014
12.00	Premium deposits	Tk.	14,358,134
	Ordinary Life 1 st year	1,540,981	952,880
	Ordinary Life Renewal	1,911,397	2,207,188
	Gono-Grameen Bima - 1st year	6,554,467	5,799,847
	Group & Health Insurance	4,351,289	2,711,140
		<u>14,358,134</u>	<u>11,671,055</u>
	This represents payments made by policyholders awaiting adjustment against the policy premiums.		
13.00	Loan	Tk.	804,127,295
	On Insurer's Policies within their surrender value		
	Balance at the beginning of the year	667,275,484	591,515,642
	Add: Loan disbursement during the Year (Note 13.01)	332,937,598	248,649,284
	Less: Loan recovery of loan during the year (Note 13.02)	(196,085,787)	(172,889,442)
	Balance at the end of the year	<u>804,127,295</u>	<u>667,275,484</u>
13.01	Loan disbursement during the year	Tk.	332,937,598
	Ordinary Life (OL)	304,799,248	219,420,584
	Gono-Grameen Bima (GN-GRB)	28,138,350	29,228,700
		<u>332,937,598</u>	<u>248,649,284</u>
13.02	Loan recovery during the year	Tk.	(196,085,787)
	Ordinary Life (OL)	(173,934,719)	(157,360,992)
	Gono-Grameen Bima (GN-GRB)	(22,151,068)	(15,528,450)
		<u>(196,085,787)</u>	<u>(172,889,442)</u>
14.00	Investment	Tk.	24,132,285,227
	Delta Life Insurance Co. Ltd.	24,734,895,227	22,621,245,377
	DLIC Securities Ltd.	(602,610,000)	(399,999,910)
	Total Consolidated	<u>24,132,285,227</u>	<u>22,221,245,467</u>
14.A	Investment (DLICL)	Tk.	24,734,895,227
	Government Securities (Note-14.01)	13,171,825,682	10,891,588,280
	Mutual Fund (Note-14.02)	42,238,876	10,000,000
	Shares Listed on Stock Exchanges (Note-14.03)	8,942,042,411	9,916,201,374
	Debentures and Bonds (Note-14.04)	469,219,730	307,095,470
	DLIC Securities Ltd. (Subsidiary Company Note-14.05)	999,999,950	399,999,910
	Other Investment (Note-14.06)	3,138,890	3,138,890
	Investment Property (Note-14.07)	1,022,269,972	1,008,507,427
	Other Loans (Note-14.08)	84,159,716	84,714,026
		<u>24,734,895,227</u>	<u>22,621,245,377</u>
14.B	Investment (DLIC Securities Ltd.)	Tk.	(602,610,000)
	Shares Listed on Stock Exchanges	397,389,950	-
	Investment in Subsidiary	(999,999,950)	-
		<u>(602,610,000)</u>	<u>-</u>
14.01	Government Securities	Tk.	13,171,825,682
	Statutory Deposit with Bangladesh Bank (BGTB):		
	The amount represents investment made under statutory requirements which is made up as follows:	15,000,000	15,000,000
		<u>15,000,000</u>	<u>15,000,000</u>
	The above amount is invested in 10-year Bangladesh Govt. Treasury Bond (BGTB) and deposited with Bangladesh Bank as Statutory Deposit as per provisions of the Insurance Act 1938 (as amended in 2010).		
	Bangladesh Govt. Treasury Bond (BGTB)	13,156,825,682	10,876,588,280
		<u>13,156,825,682</u>	<u>10,876,588,280</u>
		<u>13,171,825,682</u>	<u>10,891,588,280</u>
14.02	Mutual Fund	Tk.	42,238,876
	Prime Financial First Unit Fund (PFFUF)	42,238,876	10,000,000
		<u>42,238,876</u>	<u>10,000,000</u>



14.03 Shares Listed on Stock Exchanges

Amount in Taka	
2015	2014
8,942,042,411	9,916,201,374

Sl. No.	Name of the Institution	Face Value Per Share	No. of Unit	Average Cost Per Unit	Book Value at Cost as at 31.12.2015	Market Value (Quoted Market Price) as at 31.12.2015
Bank						
1	ABBANK	10.00	575,969	62.36	35,915,433	12,037,752
2	ALARABANK	10.00	389,907	25.93	10,110,741	5,731,633
3	DUTCHBANGL	10.00	89,000	159.99	14,239,186	9,576,400
4	EBL	10.00	651,902	27.71	18,064,861	18,644,397
5	FIRSTSBANK	10.00	290,241	21.64	6,282,235	2,554,121
6	ICBIBANK	10.00	2,084,000	10.01	20,851,052	9,378,000
7	IFIC	10.00	418,802	47.73	19,989,229	8,878,602
8	ISLAMIBANK	10.00	158,162	20.32	3,213,966	4,396,904
9	MTBL	10.00	152,444	17.76	2,706,993	2,652,526
10	PREMIERBAN	10.00	101,295	17.30	1,752,821	871,137
11	PRIMEBANK	10.00	128,893	23.97	3,089,998	2,332,963
12	PUBALIBANK	10.00	44,022,064	25.21	1,109,654,722	950,876,582
13	RUPALIBANK	10.00	108,791	66.84	7,271,486	3,513,949
14	SOUTHEASTB	10.00	221,701	41.07	9,105,829	3,901,938
15	TRUSTBANK	10.00	176,245	19.50	3,436,607	4,247,505
16	UCBL	10.00	1,400,336	39.94	55,930,879	29,827,157
17	UTTARABANK	10.00	140,240	29.84	4,184,162	3,183,448
Cement						
18	HEIDELCEM	10.00	151,180	559.31	84,556,064	84,978,278
19	LAFSURCEML	10.00	25,602,730	10.00	256,015,284	1,909,963,658
20	MICEMENT	10.00	937,989	74.10	69,507,334	80,104,261
Ceramics sector						
21	RAKCERAMIC	10.00	790,171	119.68	94,570,595	52,862,440
22	SPCERAMICS	10.00	592,147	48.49	28,714,989	6,572,832
Corporate Bond						
23	IBBLPBOND	1,000.00	1,740	965.58	1,680,109	1,669,530
24	BRACSCBOND	1,000.00	20,000	1,000.00	20,000,000	20,200,000
Engineering						
25	ATLASBANG	10.00	317,841	243.98	77,546,083	51,299,537
26	BDTHAI	10.00	587,984	67.17	39,495,559	20,050,254
27	GOLDENSON	10.00	6,308,370	43.62	275,155,219	164,017,620
28	NAVANACNG	10.00	853,212	92.40	78,836,190	42,404,636
29	RANFOUNDRY	10.00	436,500	122.51	53,474,499	50,939,551
30	SALAMCRST	10.00	100,030	80.09	8,011,648	2,990,897
31	DESHBANDHU	10.00	41,839	47.76	1,998,300	456,045
32	APOLOISPAT	10.00	1,664,424	17.46	29,068,084	28,960,978

Sl. No.	Name of the Institution	Face Value Per Share	No. of Unit	Average Cost Per Unit	Book Value at Cost as at 31.12.2015	Market Value (Quoted Market Price) as at 31.12.2015
Financial Institutions						
33	DBH	10.00	20,456,500	3.56	72,777,462	2,370,908,350
34	ICB	10.00	158,820	17.89	2,841,993	16,977,858
35	IDLC	10.00	152,125	33.37	5,076,419	9,675,150
36	ISLAMICFIN	10.00	805,849	34.10	27,479,101	12,490,660
37	LANKABAFIN	10.00	292,651	81.46	23,840,117	8,486,878
38	PRIMEFIN	10.00	504,030	68.01	34,278,611	5,745,942
39	UNIONCAP	10.00	336,809	64.63	21,766,720	4,883,731
Food and Allied						
40	FUWANGFOOD	10.00	85,701	36.83	3,156,438	1,251,235
Fuel and Power						
41	BDWELDING	10.00	401,029	55.34	22,191,088	6,697,184
42	LINDEBD	10.00	4,405	237.98	1,048,313	5,014,652
43	EASTRNLUB	10.00	57,500	606.88	34,895,615	17,572,000
44	JAMUNAOIL	10.00	502,770	168.61	84,770,585	78,985,167
45	KPCL	10.00	614,954	90.28	55,515,362	46,060,055
46	MPETROLEUM	10.00	4,070,000	192.78	784,616,692	621,082,000
47	PADMAOIL	10.00	755,940	209.18	158,129,169	139,244,148
48	POWERGRID	10.00	116,677	54.24	6,328,523	5,355,475
49	SUMITPOWER	10.00	3,607,283	37.37	134,793,261	143,209,135
50	TITASGAS	10.00	82,100	69.78	5,728,763	3,891,540
51	MJLBD	10.00	1,950,017	107.69	210,003,573	183,886,603
52	SPPCL	10.00	298,911	51.57	15,413,405	16,499,887
Insurance						
53	BGIC	10.00	1,050,431	43.70	45,903,661	17,437,155
54	FAREASTLIF	10.00	591,111	138.72	82,001,672	36,944,438
55	GREENDELTA	10.00	2,690,668	76.79	206,610,044	144,488,872
56	MEGHNALIFE	10.00	203,557	136.43	27,770,391	11,602,749
57	PEOPLESINS	10.00	219,392	45.33	9,945,624	3,510,272
58	PIONEERINS	10.00	45,047	9.55	430,056	1,468,532
59	PRAGATIINS	10.00	149,342	82.63	12,339,850	4,047,168
60	PRAGATILIF	10.00	10,514	192.80	2,027,094	1,193,339
61	PRIMELIFE	10.00	129,773	114.88	14,908,856	5,100,078
62	RELIANCINS	10.00	52,900	24.47	1,294,592	2,592,100
63	RUPALIINS	10.00	97	-	-	1,639
64	UNITEDINS	10.00	15,830	73.61	1,165,199	395,750
IT Sector						
65	AGNISYSL	10.00	698,949	37.72	26,366,083	14,957,509
66	BDCOM	10.00	674,510	32.75	22,089,937	15,243,925
67	DAFODILCOM	10.00	459,752	38.63	17,761,561	8,873,214
68	INTECH	10.00	1,173,206	19.48	22,849,477	14,430,434
69	ISNLTD	10.00	419,793	34.44	14,456,162	6,758,667



Sl. No.	Name of the Institution	Face Value Per Share	No. of Unit	Average Cost Per Unit	Book Value at Cost as at 31.12.2015	Market Value (Quoted Market Price) as at 31.12.2015
Miscellaneous						
70	ARAMIT	10.00	149,650	467.77	70,001,331	77,967,650
71	BERGERPBL	10.00	890	263.36	234,386	1,694,204
72	BEXIMCO	10.00	1,456,498	106.01	154,408,484	42,238,442
73	MIRACLEIND	10.00	433,968	28.09	12,188,169	11,066,184
74	SINOBANGLA	10.00	400,000	36.76	14,702,555	11,280,000
75	UNITEDAIR	10.00	3,129,720	15.98	49,998,673	22,846,956
Mutual Funds						
76	1JANATAMF	10.00	2,936,815	8.39	24,641,527	12,628,305
77	1STPRIMFMF	10.00	418,000	44.64	18,660,965	4,389,000
78	AIMS1STMF	10.00	512,958	32.51	16,677,634	10,105,272
79	DBH1STMF	10.00	6,120,000	10.31	63,084,706	29,988,000
80	EBL1STMF	10.00	201,773	25.50	5,145,178	847,447
81	GRAMEEN1	10.00	192,116	36.64	7,039,546	3,573,358
82	GRAMEENS2	10.00	955,285	37.65	35,968,435	9,266,264
83	ICB1STNRB	10.00	156,500	48.66	7,615,353	2,926,550
84	ICB2NDNRB	10.00	737,000	23.11	17,030,051	5,896,000
85	ICB3RDNRB	10.00	680,000	12.61	8,578,037	2,788,000
86	ICBAMCL2ND	10.00	1,464,000	16.57	24,254,184	6,441,600
87	ICBEPMF1S1	10.00	647,000	16.68	10,793,169	3,817,300
88	ICBISLAMIC	10.00	516,500	39.49	20,399,125	8,005,750
89	POPULAR1MF	10.00	622,166	8.04	5,000,000	2,613,097
90	PRIME1ICBA	10.00	310,500	14.33	4,450,929	1,366,200
91	PHPMF1	10.00	2,331,351	8.58	20,000,000	9,558,537
92	EBLNRBMF	10.00	1,247,476	8.02	10,000,000	5,114,652
93	LRGLOBMF1	10.00	518,467	9.64	5,000,000	2,851,569
Paper and printing						
94	HAKKANIPUL	10.00	161,500	57.54	9,292,825	8,171,900
Pharmaceuticals and Chemicals						
95	ACI	10.00	284,068	232.22	65,966,893	159,532,589
96	ACIFORMULA	10.00	548,660	111.47	61,158,697	104,080,802
97	Active fine	10.00	2,688,767	60.90	163,753,188	151,108,705
98	BEACONPHAR	10.00	434,700	77.67	33,763,686	6,520,500
99	GLAXOSMITH	10.00	10,000	365.32	3,653,241	17,998,000
100	IMAMBUTTON	10.00	350	23.47	8,213	3,675
101	RECKITT BEN	10.00	7,800	250.42	1,953,248	12,551,760
102	RENATA	10.00	15,000	80.68	1,210,150	18,496,500
103	SQURPHARMA	10.00	623,087	44.48	27,714,063	158,077,172
104	KOHINOOR	10.00	51	-	-	17,452
Service and Real Estate						
105	SAPORTL	10.00	1,397,009	112.27	156,841,089	84,239,643

Sl. No.	Name of the Institution	Face Value Per Share	No. of Unit	Average Cost Per Unit	Book Value at Cost as at 31.12.2015	Market Value (Quoted Market Price) as at 31.12.2015
Tannery Industries						
106	BATASHOE	10.00	30,000	338.38	10,151,539	39,531,000
Telecommunication						
107	GP	10.00	1,000,000	255.48	255,477,234	253,000,000
108	BSCCL	10.00	132,770	191.18	25,383,315	14,352,437
Textile						
109	DACCADYE	10.00	85,012	41.60	3,536,196	952,134
110	MAKSONSPIN	10.00	845,453	33.35	28,192,350	6,594,533
111	MALEKSPIN	10.00	247,445	76.06	18,821,323	3,884,887
112	RNSPIN	10.00	500,000	35.41	17,703,660	11,050,000
113	SQUARETEXT	10.00	217,026	75.18	16,317,030	16,385,463
Travel and Leisure						
114	UNIQUEHRL	10.00	181,500	70.82	12,853,470	9,183,900
Total :					6,176,625,473	8,942,042,411

14.04 Debentures and Bonds

469,219,730

307,095,470

Sl. No.	Name of the Debentures and Bonds	Face Value Per Debenture	No. of Unit	Total Book Value At Cost
1.00	Beximco Fisheries	3,000	100	17,405
2.00	Beximco Denims Ltd.	2,500	4,000	3,602,325
3.00	Prime Bank Bond	N/A	N/A	100,000,000
4.00	Mutual Trust Bond	N/A	N/A	30,000,000
5.00	National Bank Bond	N/A	N/A	25,600,000
6.00	Trust Bank Bond	N/A	N/A	60,000,000
7.00	United Commercial Bank Bond	N/A	N/A	50,000,000
8.00	United Commercial 2nd Sub Bond	N/A	N/A	200,000,000
Total				469,219,730

Sl. No.

1.00: Purchased in 1995, defaulted in payments as per schedule. Rescheduled and defaulted again. Legal action was taken by ICB. Latest rescheduling was done in 2010. Defaulted again. Legal action is in progress.

2.00: Purchased in 1995, defaulted in payments as per schedule. Rescheduled and defaulted again. Legal action was taken by ICB. Latest rescheduling was done in 2009. Defaulted again. Legal action is in progress.

3.00: Private: 11.50% per annum.

4.00: Private: 12.00% per annum.

5.00: Private: 11.50% per annum.

6.00: Private: 12.50% per annum.

7.00: Private: 14.50% per annum.

8.00: Private: 10.75% per annum.



	Amount in Taka	
	2015	2014
14.05 Investment in DLIC Securities Ltd. (Subsidiary Company)	999,999,950	399,999,910
Delta Life Insurance Co. Ltd. Holds 99,999,995 shares (99.999%) out of 100,000,000 shares @ Tk. 10/- each against the paid-up capital of the subsidiary company.		

**DISCLOSURE IN RESPECT OF SUBSIDIARY COMPANY
UNDER SECTION 186 OF THE COMPANIES ACT 1994**

DLIC Securities Limited, a Subsidiary Company of Delta Life Insurance Company Limited was incorporated as a public limited company in Bangladesh bearing certificate of incorporation no. C-110106/13 dated July 07, 2013 under the Companies Act 1994. Delta Life Insurance Company Limited holds 99.999% shares of the paid-up capital of the Subsidiary Company.

- The Subsidiary Company obtained the letter of consent from the Bangladesh Securities and Exchange Commission (BSEC) for raising of Paid-up capital at Tk. 600,000,000/- (Taka Sixty Crore) only. Subsequently the parent company.

Delta Life Insurance Company Limited paid Tk. 600,000,000/- (Taka Sixty-crore) only on February 11, 2015 towards the raising of paid-up capital of the Subsidiary Company for investment in shares of Pubali Bank Limited and its total.

investment stood to Tk. 999,999,950/- as at February 12, 2015 being 99.999% of such Paid-up capital.

- The Company has made a profit after tax of Tk. 9,466,668/- in the year 2015.

14.06 Other Investment	Tk.	3,138,890		
Share of Central Depository Bangladesh Ltd. (Private)			3,138,890	3,138,890
			3,138,890	3,138,890
14.07 Investment Property-at cost (Annexure-A)	Tk.	1,022,269,972		
Delta Tower (Corporate Office-Gulshan) at cost			602,152,464	613,697,446
Delta Tower - Khulna at cost			420,117,508	394,809,981
Carrying value at the end of the year			1,022,269,972	1,008,507,427
14.08 Other Loans	Tk.	84,159,716		
Home Loan Insurance Scheme (HLIS)			30,155,800	30,400,221
Project Loan (GN-GRB)			54,003,916	54,313,805
			84,159,716	84,714,026
15.00 DSE Membership	Tk.	320,200,000		
DLIC Securities Ltd.			320,200,000	320,200,000
			320,200,000	320,200,000
The above amount has been paid to Dhaka Stock Exchange Ltd. as investment for purchases of one share (Membership) of Dhaka Stock Exchange Ltd. on behalf of DLIC Securities Ltd.				
16.00 Preliminary Expenses: DLIC Securities Ltd.	Tk.	1,028,775		
Company formation Fee paid to RJSC			928,775	1,160,969
BSEC permission Fee			100,000	125,000
			1,028,775	1,285,969
17.00 Outstanding premium	Tk.	482,449,242		
Ordinary Life (OL)			364,917,761	423,768,730
Group Insurance (GI)			17,123,297	18,195,883
Health Insurance (HI)			6,007,864	8,322,233
Gono-Grameen Bima (GN-GRB)			94,400,320	87,159,370
			482,449,242	537,446,216

The amount represents premium receivable as on December 31, 2015 for which grace periods did not expire as on the above date. Most of the outstanding premium amounts have been realized subsequently.

18.00 First year outstanding premium/Collection in hand			-	86,716,514
---	--	--	---	------------

Collection in hand represents first year premium outstanding as at 31st December for which proposals await for underwriting at different Service Cell/Center & ZOC. The premiums were received subsequently in full and the policies were issued with commencement date prior to 31st December.

			Amount in Taka	
			2015	2014
19.00	Interest, dividends and rents accruing but not due	Tk.	951,846,891	
	Delta Life Insurance Co. Ltd.		951,846,891	884,714,219
	DLIC Securities Ltd.		-	1,000
	Total Consolidated		951,846,891	884,715,219
19.A	Interest, dividends and rents accruing but not due (DLICL)	Tk.	951,846,891	
	Bangladesh Govt. Treasury Bond (BGTB)		408,134,554	373,790,593
	Fixed Deposit with Banks		384,237,333	350,680,504
	Home Loan Insurance Scheme		37,208,696	37,140,696
	Interest on Debentures & Bonds		22,823,127	16,148,052
	Dividend on Share		63,822,087	53,122,686
	Rental Income		405,000	1,661,055
	Interest on Policy and Project Loan.		35,216,094	52,104,263
	Statutory Deposit with Bangladesh Bank (BGTB)		-	66,370
	Total Consolidated		951,846,891	884,714,219
19.B	Interest, dividends and rents accruing but not due (DLIC Securities Ltd.)	Tk.	-	
	BO Account Fee Receivable		-	1,000
	Total Consolidated		-	1,000
20.00	Advances and deposits	Tk.	1,511,035,437	
	Delta Life Insurance Co. Ltd.		1,503,605,042	1,237,817,198
	DLIC Securities Ltd.		7,430,395	2,820,275
	Total Consolidated		1,511,035,437	1,240,637,473
20.A	Advances and deposits (DLICL)	Tk.	1,503,605,042	
	Advance Office Rent		6,198,582	7,558,498
	Advance Income Tax (TDS) (Note-20.01)		1,253,664,886	1,097,090,040
	Security Deposit		6,652,537	6,178,008
	Motor Cycle, Bicycles Loan		163,279	212,910
	AIT Recoverable (Treasury Bond)		234,577,856	125,711,206
	Advance against Gratuity-Fund		382,120	-
	Other Advances (Note-20.02)		1,965,782	1,066,536
	Total Consolidated		1,503,605,042	1,237,817,198
20.B	Advances and deposits (DLIC Securities Ltd.)	Tk.	7,430,395	
	Security Deposit		200,000	200,000
	Advance against Office Rent		749,250	810,000
	Tax Paid for the Assess Year 2015-2016		76,989	76,989
	Advance Income Tax on Interest Income		3,497,420	812,132
	Advance Tax on Commission Income		2,087,618	921,154
	Tax deducted on Dividend Income		819,118	-
	Total Consolidated		7,430,395	2,820,275
20.01	Advance Income Tax (TDS)	Tk.	1,253,664,886	
	Balance at the beginning of the year		1,097,090,040	924,473,331
	Add: Addition during the year		156,574,846	172,616,709
	Total Consolidated		1,253,664,886	1,097,090,040
	Adjustment during the year		-	-
	Balance at the end of the year		1,253,664,886	1,097,090,040
20.02	Other Advances		1,965,782	1,066,536

Other Advances include advances against staff salary and various expenses which have been adjusted subsequently.



			Amount in Taka	
			2015	2014
21.00	Sundry Debtors	Tk.	69,195,980	
	Delta Life Insurance Co. Ltd.		68,838,471	71,121,188
	DLIC Securities Ltd.		357,509	42,527,751
	Total Consolidated		69,195,980	113,648,939
21.A	Sundry debtors (DLICL)	Tk.	68,838,471	
	Motor Car & Cycle Loan (Note-21.01)		2,457,436	2,458,551
	Bicycle Loan (Note-21.02)		1,006,029	1,008,381
	Project Loan		434,854	434,854
	Branch Collection Account (Note-21.03)		3,383,872	3,383,872
	Income Tax Refund due (Note-21.04)		42,382,121	42,382,121
	Current Account with DLIC Securities Ltd. *		-	225,384
	Other Receivables (Note-21.05) **		19,174,159	21,228,025
			68,838,471	71,121,188
* This represents current account balance with DLIC Securities Ltd. at the end for various payments which is subsequently adjusted.				
**Adequate provision has been made against project loan (GN-GRB), branch collection account, motor car & motor cycle loan, bicycle loan and other receivables (Note 11).				
21.B	Sundry Debtors (DLIC Securities Ltd.)	Tk.	357,509	
	Receivable from Client		-	42,527,751
	Receivable from DSE		115,076	-
	DLIC trade control account		242,433	-
			357,509	42,527,751
21.01	Motor Car & Cycle Loan		2,457,436	2,458,551
This represents the long outstanding of motor cycle and car loan lying with the development personnel.				
21.02	Bicycle Loan		1,006,029	1,008,381
This represents the long outstanding of bicycle and car loan of the insurance agents of GN-GRB.				
21.03	Branch Collection Account		3,383,872	3,383,872
This represents the money receivable from various insurance agents at unit level offices of GN-GRB.				
21.04	Income Tax Refund Due		42,382,121	42,382,121
This represents net income tax refundable to the company for the assessment years from 1996-1997 to 2001-2002 & 2003-2004 to 2004-2005 as per tax assessment orders by the Income Tax Department. The assessment of the income tax of the company for the assessment year 2004-05 has been completed and the necessary adjustments have been effected in the accounts. The company filed tax return for the year 2002-2003 FY 2001 with loss and the tax return has been barred by limitation of time. Regarding tax assessment for year 2003-2004, The Income Tax Department has assessed the tax liability of the company giving tax refund which have been duly accounted for in the accounts. Later on The Income Tax Department (DCT) has appealed to the High Court Division of the Supreme Court against the order of the Appellate Tribunal for allowing the interest income on national investment bond (NIB) as exempt income in the tax assessment of the company for 2003-2004. The case is still pending in court (Please refer to note 3.05).				
21.05	Other Receivables	Tk.	19,174,159	
	Sundry Receivable		5,589,102	5,589,102
	OTC Shares		9,639,930	11,693,796
	Others *		3,945,127	3,945,127
			19,174,159	21,228,025
* This represent money lying with development staff against advance allowances, abuse of company's money for purchase of furniture and electrical equipments etc. of unit level offices of GN-GRB and have been brought forward from the account of FY 1999. The amounts have been fully provided in the accounts (Please refer to note no.-11).				

		Amount in Taka	
		2015	2014
22.00	Cash and bank balances	Tk.	9,010,439,281
	On Fixed Deposit with Banks	7,632,482,087	9,170,495,604
	On Current Account with Banks	307,139,768	287,494,840
	On SND Account with Banks	1,054,001,874	1,104,617,324
	Cash in hand	4,353,762	1,831,299
	Cash in transit	9,088,324	14,016,757
	Branch petty cash	3,373,466	1,447,102
	Total Consolidated	9,010,439,281	10,579,902,926
22.A	Cash and bank balances (DLICL)	Tk.	8,691,651,063
	On Fixed Deposit with Banks (Note-22.01)	7,418,428,337	9,170,495,604
	On Current Account with Banks (Note-22.03)	307,139,768	287,494,840
	On SND Account with Banks (Note-22.04)	949,273,388	1,041,156,498
	Cash in hand	4,347,780	1,826,214
	Cash in transit	9,088,324	14,016,757
	Branch petty cash	3,373,466	1,447,102
		8,691,651,063	10,516,437,015
22.B	Cash and bank balances (DLIC Securities Ltd.)	Tk.	318,788,218
	On Fixed Deposit with Banks (Note-22.02)	214,053,750	-
	On SND Account with Banks (Note-22.05)	104,728,486	63,460,826
	Cash in hand	5,982	5,085
		318,788,218	63,465,911
22.01	On Fixed Deposit with Banks (DLICL)	Tk.	7,418,428,337
	Bank Asia Ltd.	147,655,259	95,077,660
	DBH Finance Corp. Ltd	748,324,197	2,023,462,709
	EXIM Bank Ltd.	1,761,901,367	1,760,382,208
	BRAC Bank Ltd.	-	550,000,000
	Mercantile Bank Ltd.	117,755,358	107,787,589
	Mutual Trust Bank Ltd.	254,832,500	340,000,000
	Southeast Bank Ltd.	923,254,724	641,771,412
	Standard Bank Ltd.	57,260,783	498,376,270
	Jamuna Bank Ltd.	-	78,166,722
	Pubali Bank Ltd.	-	50,000,000
	One Bank Ltd.	400,000,000	150,000,000
	IDLC of Bangladesh Ltd.	2,257,737,899	1,231,099,130
	United Finance Ltd.	467,011,250	540,616,250
	National Bank Ltd.	-	280,465,654
	United Commercial Bank Ltd.	-	798,290,000
	Modhumoti Bank Ltd.	197,695,000	25,000,000
	Eastern Bank Ltd.	80,000,000	-
	GSP Finance Co. (Bangladesh) Ltd.	5,000,000	-
		7,418,428,337	9,170,495,604
22.02	On Fixed Deposit with Banks: (DLIC Securities Ltd.)	Tk.	214,053,750
	DBH Finance Corp. Ltd.	101,841,250	-
	Modhumoti Bank Ltd.	112,212,500	-
		214,053,750	-



			Amount in Taka	
			2015	2014
22.03	On Current Account with Banks	Tk.	307,139,768	
	Hongkong & Shanghai Banking Corporation		3,049,651	4,318,015
	Bangladesh Krishi Bank		169,704,635	181,727,490
	Pubali Bank Ltd.		73,982,398	40,135,277
	Rajshahi Krishi Unnyan Bank		33,242,400	33,920,873
	Uttara Bank Ltd.		1,974,298	1,348,317
	National Bank Ltd.		165,093	499,723
	Sonali Bank Ltd.		753	753
	Janata Bank Ltd.		10,943,364	7,360,015
	Agrani Bank Ltd.		5,449,802	12,630,981
	Rupali Bank Ltd.		14,112	14,112
	Islami Bank Bangladesh Ltd.		207,063	207,063
	Bank Asia Ltd.		126,427	126,427
	Trust Bank Ltd.		8,084	8,084
	Al-Arafah Bank Ltd.		6,250	6,250
	Social Islami Bank Ltd.		1,165,260	1,319,775
	Southeast Bank Ltd.		500	500
	Jamuna Bank Ltd.		1,000	1,000
	Standard Chartered Bank		7,034,313	3,805,081
	Brac Bank Ltd.		58,365	59,104
	First Security Islami Bank Ltd.		5,000	5,000
	Mercantile Bank Ltd.		1,000	1,000
			307,139,768	287,494,840
22.04	On SND Account with Banks (DLICL)	Tk.	949,273,388	
	Hongkong & Shanghai Banking Corporation		161,113	25,791
	Dutch Bangla Bank Limited		10,956,976	8,018,297
	Bangladesh Krishi Bank		20,641,520	23,934,452
	Pubali Bank Limited		671,696,016	720,761,307
	Rajshahi Krishi Unnyan Bank		58,092,946	69,677,679
	Uttara Bank Ltd.		15,600,621	98,394,926
	The City Bank Ltd.		69,194	68,468
	National Bank Ltd.		18,814,243	13,326,855
	Premier Bank Ltd.		688	688
	Agrani Bank Ltd.		43,069,471	16,549,681
	Sonali Bank Ltd.		3,097,667	3,147,104
	Janata Bank Ltd.		9,861,749	9,829,398
	Rupali Bank Ltd.		11,988,051	9,669,467
	Islami Bank Bangladesh Ltd.		26,789,479	19,634,107
	Dhaka Bank Ltd.		34,201	33,021
	Mercantile Bank Ltd.		4,412,698	6,886,604
	Southeast Bank Ltd.		-	145,506
	Bank Asia Limited		9,533,761	6,227,277
	Jamuna Bank Ltd.		804,169	710,621
	Al-Arafah Bank Ltd.		3,160,478	3,283,154
	Mutual Trust Bank Ltd.		7,775,918	6,459,566
	First Security Islami Bank Ltd.		12,639,935	7,668,218
	EXIM Bank Ltd.		14,150,380	15,463,904
	Modhumoti Bank Ltd.		104,609	102,495
	Prime Bank Ltd.		332,936	239,760
	NCC Bank Ltd.		1,816,168	898,152
	Standard Bank Ltd.		711,432	-
	UCBL		251,592	-
	Farmers Bank Ltd.		2,705,377	-
			949,273,388	1,041,156,498
22.05	On SND Account with Banks: (DLIC Securities Ltd.)		104,728,486	
	Pubali Bank Ltd.		104,681,660	63,456,702
	EXIM Bank Ltd.		46,826	,124

			Amount in Taka	
			2015	2014
			104,728,486	63,460,826
23.00	Fixed Assets	Tk. 1,214,418,595		
	Delta Life Insurance Co. Ltd.		1,212,863,335	1,050,850,491
	DLIC Securities Ltd.		1,555,260	1,558,780
	Total Consolidated		1,214,418,595	1,052,409,271
23.A	Fixed Assets (DLICL) - (Annexure-B) Cost	Tk. 1,212,863,335		
	Capital Work- In- Progress (Annexure-C)		1,125,749,691	985,785,052
	Furniture & Fixture		72,235,736	70,488,139
	Renovation		4,405,726	3,398,672
	Computer Hardware & Software		64,975,374	59,500,130
	IT Infrastructure		7,315,930	-
	Data Center - IT Infrastructure		22,755,221	-
	Electrical Equipment		50,594,953	49,500,430
	Vehicles		158,098,348	154,860,487
	Total Cost		1,506,130,979	1,323,532,910
	Accumulated depreciation at the end of the year		(293,267,644)	(272,682,419)
	Carrying Value at the end of the year		1,212,863,335	1,050,850,491
23.B	Fixed Assets (DLIC Securities Ltd.)	Tk. 1,555,260		
	(Annexure-D) Cost			
	Computer, PC and Sarver		1,647,180	1,160,880
	LED TV and Hanger		233,500	233,500
	Furniture & Fixture		132,300	132,300
	Electrical Equipment IP Phone Set		30,900	30,900
	Office Equipment		1,200	1,200
	Total Cost		2,045,080	1,558,780
	Accumulated depreciation at the end of the year		(489,820)	-
	Carrying Value at the end of the year		1,555,260	1,558,780
24.00	Adjustment made during the year (DLICL)	Tk. 169,097,949		
	Reserve for unexpired risk		135,638,742	170,747,611
	Claim provision		39,211,028	41,971,675
	Santos Sangu		-	(416,250)
	Others (GN-GRB)		313,356	-
	Sundry expenses provision		-	572,222
	Refund Premium		(6,065,177)	(4,619,756)
			169,097,949	208,255,502

This represents adjustments of over/under provisions of management expense, claims, and correction of prior- period material errors, if any, against the opening balance of the Life Insurance Fund. To give fair view and more appropriate presentation of financial position, the company has adopted the accounting practice which is above consistently.

25.00 Premium less reinsurance		5,547,539,152	5,405,132,554
Type of Premium	Gross Premium	RI Premium	Net Premium
First Year Premium-OL	632,234,496	1,334,199	630,900,297
First Year Premium- GN-GRB	433,522,849	-	433,522,849
Sub-total	1,065,757,345	1,334,199	1,064,423,146
Renewal Premium-OL	2,176,839,275	5,169,315	2,171,669,960
Renewal Premium- GN-GRB	1,954,201,971	-	1,954,201,971
Sub-total	4,131,041,246	5,169,315	4,125,871,931
Group Insurance Premium	241,241,999	27,230,606	214,011,393
Health Insurance Premium	144,362,013	1,129,331	143,232,682
Sub-total	385,604,012	28,359,937	357,244,075
Total Tk. in 2015	5,582,402,603	34,863,451	5,547,539,152
Total Tk. in 2014	5,444,271,227	39,138,673	5,405,132,554

OL, GN-GRB and RI represent Ordinary Life, Gono -Grameen Bima and Reinsurance respectively.



		Amount in Taka	
		2015	2014
26.00	Interest, dividend and rents	Tk.	3,101,313,727
	Delta Life Insurance Co. Ltd.	3,067,637,078	3,002,764,079
	DLIC Securities Ltd.	33,676,649	6,436,559
	Total Consolidated	3,101,313,727	3,009,200,638
26.A	Interest, dividend and rents (DLICL)	Tk.	3,067,637,078
	Interest on Fixed Deposit Receipts (FDRs)	703,922,960	1,039,937,601
	Interest on Debentures and Bonds	47,045,908	1,040,257,770
	Interest on Policy and Project Loan	39,737,857	51,928,873
	Interest and Commission on Bangladesh Govt. Treasury Bond (BGTB)	403,895,361	38,755,362
	Interest on Short Term Deposit (SND A/Cs)	25,011,371	29,839,609
	Dividends on Shares	264,995,031	224,874,558
	Interest on Home Loan	826,423	897,057
	Profit/ (Loss) on Sale of Shares	456,810,215	474,147,533
	Interest on Motor & Bi cycle Loans	2,854	6,170
	Statutory Deposit with Bangladesh Bank (BGTB)	571,130	637,500
	Rental Income	124,817,968	101,482,046
		3,067,637,078	3,002,764,079
26.B	Interest, dividend and rents (DLIC Securities Ltd.)	Tk.	33,676,649
	Interest on Short Term Deposit (SND A/Cs)	12,175,897	6,436,559
	Interest on Fixed Deposit Receipts (FDRs)	14,650,000	-
	Dividends on Shares	4,095,592	-
	Profit/ (Loss) on Sale of Shares	2,755,160	-
		33,676,649	6,436,559
27.00	Other Income	Tk.	26,272,004
	Delta Life Insurance Co. Ltd.	20,473,109	21,844,721
	DLIC Securities Ltd.	5,798,895	3,736,046
	Total Consolidated	26,272,004	25,580,767
27.A	Other income (DLICL)	Tk.	20,473,109
	Service Charge & others	1,042,705	1,011,820
	Late Fees	17,058,205	13,698,858
	Misc. Income	1,757,905	1,384,982
	Profit/(Loss) on disposal of Fixed Assets	614,294	5,749,061
		20,473,109	21,844,721

Amount in Taka	
2015	2014

27.B	Other income (DLIC Securities Ltd.)	Tk.	5,798,895		
	BO Account Opening Charges			41,040	28,900
	Brokerage Charges/Commission			5,757,855	3,707,146
				5,798,895	3,736,046
28.00	Claims under policies (including provision for claims due or intimated), less reinsurance			4,279,117,235	3,946,587,597

Particulars	Ordinary Life	GN-GRB	Group Insurance	Health Insurance	Total
By Death	41,336,339	18,877,823	68,457,266	-	128,671,428
By Maturity	684,377,091	1,229,873,096	6,292,414	-	1,920,542,601
By Survival	433,765,747	145,504,791	-	-	579,270,538
By Hospitalization	3,225,420	-	64,526	76,386,923	79,676,869
By Others	1,185,000	-	1,096,016	-	2,281,016
By Surrenders	174,193,106	8,906,564	196,668	-	183,296,338
Annuities	681,923	-	139,200	-	821,123
Bonus in Cash	764,958,215	600,769,580	-	-	1,365,727,795
Sub-total	2,103,722,841	2,003,931,854	76,246,090	76,386,923	4,260,287,708
Profit Commission	-	-	18,829,527	-	18,829,527
Total Tk. in 2015	2,103,722,841	2,003,931,854	95,075,617	76,386,923	4,279,117,235
Total Tk. in 2014	2,054,696,237	1,698,961,359	116,397,837	76,532,164	3,946,587,597

29.00	Commission	Tk.	804,309,162		
	Ordinary Life			452,205,321	440,552,278
	Gono-Grameen Bima			345,050,852	344,427,683
	Group Insurance			4,573,191	3,802,454
	Health Insurance			2,479,798	1,732,294
				804,309,162	790,514,709

30.00	Legal and Professional fees	Tk.	2,018,898		
	Legal Retainers' (in-house) fees and expenses for perusal of different types office matters/files for vetting and provide legal opinion and represents company in judicial matters.			991,480	1,361,850
	Other legal & professional fees and expenses.			1,027,418	583,666
				2,018,898	1,945,516

31.00	Advertisement and publicity	Tk.	14,847,357		
	Publicity in various medias- Newspapers, Television, Delta Barta, Calendar, Gift, Magazine etc.			14,727,105	7,829,989
	Advertisement - Sign Board, Bill Board, etc.			120,252	144,169
				14,847,357	7,974,158



			Amount in Taka	
			2015	2014
32.00	Fees and subscriptions	Tk.	4,326,846	
	Annual Subscription (BIA, DSE, CSE, Trade License, RJSC, DCCI, CDBL, Asia Insurance Review & Firms)		4,231,846	5,477,974
	Various Committee Meeting Fees		95,000	180,000
			<u>4,326,846</u>	<u>5,657,974</u>
33.00	Depreciations	Tk.	38,178,982	
	Delta Life Insurance Co. Ltd.		37,689,162	30,839,405
	DLIC Securities Ltd.		489,820	-
			<u>38,178,982</u>	<u>30,839,405</u>
33.A	Depreciation (DLICL)	TK.	37,689,162	
	Investment Properties (Annexure-A)		9,886,132	8,879,237
	Fixed Assets (Annexure-B)		27,803,030	21,960,168
			<u>37,689,162</u>	<u>30,839,405</u>
33.B	Depreciation (DLIC Securities Ltd.)	TK.	489,820	
	Fixed Assets (Annexure-D)		489,820	-
			<u>489,820</u>	<u>-</u>
34.00	Provision for income tax	Tk.	112,029,465	
	Delta Life Insurance Co. Ltd.		100,379,303	155,700,000
	DLIC Securities Ltd.		11,650,162	-
	Total Consolidated		<u>112,029,465</u>	<u>155,700,000</u>
34.A	Provision for income tax (DLICL)	Tk.	100,379,303	
	Provision for Income Tax - Current year		100,379,303	155,700,000
			<u>100,379,303</u>	<u>155,700,000</u>
	Provision for Taxation is based on taxable income determined under the Fourth Schedule of the Income Tax Ordinance, 1984 and best judgment of the management.			
34.B	Provision for income tax (DLIC Securities Ltd.)	Tk.	11,650,162	
	Provision for Income Tax - Current year		11,650,162	2,599,451
			<u>11,650,162</u>	<u>2,599,451</u>

		Amount in Taka	
		2015	2014
35.00	DLIC Securities Expenses (DLIC Securities Ltd.)	Tk.	4,506,308
	Salary & Allowances	1,217,183	820,685
	Festival Bonus	106,400	23,990
	Staff welfare Expenses	13,596	-
	House Rent and Service Charge	870,000	404,625
	VAT on Office Rent	72,900	36,450
	Conveyance	34,145	15,210
	Printing & Stationery Charges	49,043	25,237
	Telephone & Mobile Charges	16,136	5,651
	Staff Transport Expense	17,975	3,588
	Provident Fund & HIP	61,080	11,133
	Bank Charges	143,426	56,185
	Audit Fee including VAT	46,000	23,000
	DSE Howla Charges	-	29,476
	DSE Laga Charges	677,665	426,233
	CDBL Charges	362,045	15,568
	DSE Purpose Expense	67,568	65,050
	BSEC Renewal Fee	26,000	24,500
	RJSC Fees	50,000	27,000
	DSE Authorized Representative Fees	15,000	24,000
	Stock Broker & Dealer Reg. Fee	20,000	-
	Fees & Renewals	-	219,500
	Advertisement Expenses	-	77,760
	Software Preparation	109,725	280,000
	Telnet Monthly OTC Charges	175,500	87,000
	Entertainment	-	9,537
	Anti Virus	-	7,200
	Computer Accessories	-	7,600
	Office Maintenance	10,930	2,845
	General Expenses	28,402	16,579
	Miscellaneous Expenses	58,395	-
	Written off Preliminary Expenses	257,194	-
		4,506,308	2,745,602
36.00	Capital expenditure commitment	Tk.	-
	Capital expenditure	-	-
	There was no capital expenditure commitment authorized by the Board as on December 31, 2015.		
37.00	Credit facility available to the company	Tk.	-
	Credit facility available to the company	-	-
	There was no credit facility available to the Company under any contract as on December 31st, 2015 other than trade credit available in the ordinary course of business.		
38.00	Expenses incurred in foreign currency	Tk.	34,144,822
	During the year under review, following payments were made in foreign currencies:		
	For Reinsurance operation	19,879,749	21,691,397
	For development of Insurance one core solution	14,265,073	-
		34,144,822	21,691,397



Amount in Taka	
2015	2014

39.00 Companies Act, 1994, Schedule XI Part-II [Note-3(P) (VI) 5]

- i) Number of employees drawing salary above Tk. 3,000 per month is 2,466 in 2015 and 2,415 in 2014.
- ii) Number of employees drawing salary Tk. 3,000 and below per month is 356 in 2015 and 413 in 2014.

40.00 Payments/perquisites to directors/officers

40.01 The aggregate amounts paid/provided during the year in respect of directors and officers of the company as defined in the Securities and Exchange Rules, 1987 are disclosed below:

Particulars	2015		2014	
	Directors	Officers	Directors	Officers
Board Meeting Fee	649,750	-	730,250	-
Basic Salary	-	283,508,808	-	281,717,341
Provident Fund Contribution	-	20,940,466	-	19,688,625
House Rent	-	85,421,436	-	78,316,957
Other Allowances	-	29,084,544	-	52,759,276
Total	649,750	418,955,254	730,250	432,482,199

40.02 Money was not spent by the company for compensating any member of the board for special services rendered except as stated above.

41.00 Employees' benefit plans

The Company, for its permanent employees, operates the following benefit schemes:

- i) Contributory Provident Fund
- ii) Gratuity Scheme
- iii) Group Insurance
- iv) Health Insurance

The Provident Fund is administered by a Board of Trustees and is funded by equal contributions from the employees and the Company at predetermined rates. The amount is invested separately from the company's fund.

The Company has a funded gratuity scheme for all eligible employees which is legally separated and administered by Board of Trustees. Employees are paid gratuity from the scheme depending on the length of services. This scheme is approved by the National Board of Revenue (NBR) on 02 December 2015 vide nothi no. 08.01.0000.035.02.0034.2015/ 181.

42.00 Related party transactions

42.01 DLIC Securities Ltd. - a subsidiary company (please refer to note no 14.05).

42.02 Key management personnel compensation (BAS-24)

Even though it is very difficult to differentiate and exact the key personnel management in the organization's hierarchy of the Company, generally, CEO, AMD, DMD and Line Managers not below the rank of Assistant Vice President (AVP), including in-charges of servicing cells/centers & Zone Operation Center (ZOC) possess authority and responsibility for planning and controlling the activities of the company, directly or indirectly.

The company's key management personnel compensation in total and for each of the following categories are stated below:

a) Short Term Employee Benefits - Employee benefits (other than termination benefits) which fall due wholly within twelve months after the end of the period in which the employees render service. Such as - salaries and bonuses for current employees.

Development Staff Salaries
Bonuses

37,922,456	36,374,928
24,221,756	21,906,271
62,144,212	58,281,199

Amount in Taka	
2015	2014

b) Post Employment Benefits - Employee benefits such as Gratuity, leave encashment.

Gratuity

14,175,245	12,547,667
<u>14,175,245</u>	<u>12,547,667</u>

c) Other Long Term Employee Benefits

-	-
<u>-</u>	<u>-</u>

Employee benefits that is not due to be paid wholly within twelve months after the end of the period in which the employees render the related service. Such as - long service benefits or sabbatical leave, jubilee or other long service benefits, long term disability benefits. (No such benefits are available in the Company hence, it is not applicable).

d) Termination Benefits

-	-
<u>-</u>	<u>-</u>

Employee benefits payable as result of either: (i) an entity's decision to terminate an employee's employment before normal retirement date; or (ii) an entity's decision to accept voluntary redundancy in exchange for those benefits. (No such event has occurred in the Company in 2015, hence, it is not applicable).

e) Share based payments

-	-
<u>-</u>	<u>-</u>

No such scheme is available in the Company.

Total

<u>76,319,457</u>	<u>70,828,866</u>
-------------------	-------------------

43.00 Events after the reporting period


Out of the surplus available for shareholders as certified by the Actuary, Cash Dividend was proposed by the Board of Directors subject to the approval of the shareholders at the 30th Annual General Meeting for the year 2015 as under:

Cash dividend: Cash Dividend at the rate of 18% for each share of Tk. 10 each to the tune of Tk. 222,750,000 on the paid up capital of Tk. 1,237,500,000.

These financial statements do not reflect these appropriations as explained above (please refer to note no. 3.19).

44.00 Date of authorization for issue

These financial statements were authorized for issue on 19 May 2016 by the Board of Directors of the company.



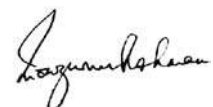
Swapan Kumar Sarkar, FCA
MD & CEO



M. Anisul Haque, FCMA
Director



Aziz Ahmed, FCA CISA
Director



Monzurur Rahman
Chairman



Annexure

Investment Properties
As at 31 December 2015

Sl. No.	Particulars	Cost				Dep. Rate	Depreciation			Carrying Value	
		Opening Balance	Addition during the year	Transfer to Bogra Building	Closing Balance		Charge for the period	Adjustment/ Disposal during the year	Accumulate		
Delta Life Tower - (Corporate Office-Gulshan): Plot # 37, Road # 45 (South) & 90 (North), Gulshan Circle-2, Dhaka-1212 (14-storied Building- around 2,00,929 sqft. excluding 3 basements)											
1	Land transferred from Fixed Assets	112,112,337	-	-	112,112,337	-	-	-	-	-	112,112,337
2	Building & Construction	413,029,319	-	-	413,029,319	1%	8,202,836	4,130,293	-	12,333,129	400,696,190
3	Lift	14,988,596	137,500	-	15,126,096	5%	1,498,860	751,721	-	2,250,581	12,875,515
4	Generator	32,006,929	1,000,000	(4,470,000)	28,536,929	5%	2,761,477	1,650,346	(670,500)	3,741,323	24,795,606
5	Solar Plant	8,920,999	32,500	(1,466,969)	7,486,530	10%	1,717,304	858,676	(403,417)	2,172,563	5,313,967
6	Central AC	48,446,050	1,722,786	-	50,168,836	5%	1,626,307	2,482,039	-	4,108,346	46,060,490
7	Fire Alarm	-	311,416	-	311,416	5%	-	13,057	-	13,057	298,359
	(A) Sub-Total	629,504,230	3,204,202	(5,936,969)	626,771,463		15,806,784	9,886,132	(1,073,917)	24,618,999	602,152,464
Delta Life Tower - (Khulna): House # 16/17, M.A. Bari Road, Sonadanga, Khulna (22-storied Building-around 94,495 sqft. excluding 2 basements)											
1	Land	6,058,760	-	-	6,058,760	-	-	-	-	-	6,058,760
2	Building & Construction	357,839,721	24,914,989	-	382,754,710	1%	-	-	-	-	382,754,710
3	Lift	14,700,000	392,538	-	15,092,538	5%	-	-	-	-	15,092,538
4	Generator	15,151,500	-	-	15,151,500	5%	-	-	-	-	15,151,500
5	Solar Plant	1,060,000	-	-	1,060,000	10%	-	-	-	-	1,060,000
	(B) Sub-Total	394,809,981	25,307,527	-	420,117,508		-	-	-	-	420,117,508
	Total on 31.12.2015 (A+B)	1,024,314,211	28,511,729	(5,936,969)	1,046,888,971		15,806,784	9,886,132	(1,073,917)	24,618,999	1,022,269,972
	Total on 31.12.2014	457,744,050	566,570,161	-	1,024,314,211	-	6,927,547	8,879,237	-	15,806,784	1,008,507,427

Annexure-B

Fixed Assets Schedule
as at 31 December 2015

Sl. No.	Particulars	Cost				Dep. Rate	Depreciation			Closing Balance	Carrying Value
		Opening Balance	Addition during the year	Adjustment/ Transfer/ Disposal during the year	Closing Balance		Opening Balance	Charge for the period	Adjustment/ Disposal during the year		
1	Capital Work in Progress (Building)	985,785,052	179,022,981	(39,058,342)	1,125,749,691	N/A	-	-	-	-	1,125,749,691
2	Furniture & Fixtures	70,488,139	3,659,167	(1,911,570)	72,235,736	10%	2,332,170	(1,892,692)	59,660,076	59,660,076	12,575,660
3	Renovation	3,398,672	1,365,153	(358,099)	4,405,726	20%	252,841	(358,099)	2,753,354	2,753,354	1,652,372
4	Computer Hardware & Software	59,500,130	8,955,245	(3,480,001)	64,975,374	25%	6,936,426	(3,475,375)	46,749,650	46,749,650	18,225,724
5	IT Infrastructure	-	7,315,930	-	7,315,930	4%	264,635	-	264,635	264,635	7,051,295
6	Data Center-IT Infrastructure	-	22,755,221	-	22,755,221	20%	3,728,325	-	3,728,325	3,728,325	19,026,896
7	Electrical Equipment	49,500,430	1,146,023	(51,500)	50,594,953	20%	1,110,877	(51,500)	46,923,586	46,923,586	3,671,367
8	Vehicles	154,860,487	4,678,000	(1,440,139)	158,098,348	20%	13,177,756	(1,440,139)	133,188,018	133,188,018	24,910,330
	Total-2015	1,323,532,910	228,897,720	(46,299,651)	1,506,130,979		27,803,030	(7,217,805)	293,267,644	293,267,644	1,212,863,335
	Total-2014	1,656,289,817	209,507,636	(542,264,543)	1,323,532,910		21,960,168	(26,810,635)	272,682,419	272,682,419	1,050,850,491

Capital Work-In-Progress (CWIP)
as at 31 December 2015

This represents expenses incurred for various works under construction and installation. The break-up of the figure is as under:

Particulars	Cost of Construction of Bogra Office Building	Purchase of Office space at Doctor's Tower (9th, 9th & 10th Floor)	Works at Corporate Building							Total
			Computer Hardware Infrastructure Gulshan	Computer Hardware Infrastructure Doctor's Tower	Office Renovation Gulshan Building	Office Renovation Doctor's Tower	Office Renovation Khulina Building	Office Renovation Bogra Building	Computer Software	
	Taka	Taka	Taka	Taka	Taka	Taka	Taka	Taka	Taka	Taka
A. Land	10,019,946	-	-	-	-	-	-	-	-	10,019,946
B. Opening balance as on 01.01.2015 (Contractor's/ Supplier's Bills and installments)	508,505,828	379,233,460	21,392,736	39,418,300	-	-	-	-	-	988,217,514
Add: Bills/Installments paid and advance adjusted during the year	12,611,907	95,494,080	8,078,762	34,358,684	10,097,553	464,942	164,659	17,152,741	-	179,022,981
Land transferred from Fixed Assets	-	-	-	-	-	-	-	-	-	-
Sub total (i)	531,137,681	474,727,540	29,471,498	73,776,984	10,097,553	464,942	164,659	36,819,931	-	1,157,260,441
C. Advance	-	-	1,019,937	6,527,655	-	-	-	-	-	7,547,592
Advance paid during the year	-	-	-	3,462,677	-	-	-	-	-	3,462,677
Less: Advance adjusted during the year	-	-	(1,019,937)	(9,075,330)	-	-	-	-	-	(10,095,267)
Sub total (ii)	-	-	-	915,002	-	-	-	-	-	915,002
Total (+i+ii)	531,137,681	474,727,540	29,471,498	74,691,986	10,097,553	464,942	164,659	36,819,931	-	1,158,175,443
D. Transfer to Office Renovation - DR Tower (iii)	-	1,725,000	-	-	-	-	-	-	-	1,725,000
E. Transfer to Fixed Assets (IV)	-	-	29,471,498	599,653	-	464,942	164,659	-	-	30,700,752
Balance as on 31st December 2015 (i+ii-iii)	531,137,681	473,002,540	29,471,498	74,691,986	10,097,553	464,942	164,659	36,819,931	-	1,125,749,691
Balance as on 31st December 2014	518,525,774	379,233,460	22,412,673	45,945,955	-	-	-	19,667,190	-	985,785,052

Annexure-D

Fixed Assets Schedule
DLIC Securities Ltd.
as at 31 December 2015

Sl. No	Particulars	Cost				Dep. Rate	Depreciation			Carrying Value
		Opening Balance	Addition during the year	Adjustment/Transfer/Disposal during the year	Closing Balance		Opening Balance	Charge for the period	Adjustment/Disposal during the year	
1	Furniture & Fixtures	132,300	-	-	132,300	10%	-	13,230	-	119,070
2	LED TV & Hanger	233,500	-	-	233,500	25%	-	58,375	-	175,125
3	Computer Hardware & Software	1,160,880	486,300	-	1,647,180	25%	-	411,795	-	1,235,385
4	Electrical Equipment	30,900	-	-	30,900	20%	-	6,180	-	24,720
5	Office Equipment	1,200	-	-	1,200	20%	-	240	-	960
	Total-2015	1,558,780	486,300	-	2,045,080		-	489,820	-	1,555,260
	Total-2014	-	1,558,780	-	1,558,780		-	-	-	1,558,780

Amount in Taka



Directors' Responsibility Statement

Delta Life Insurance Company Limited

Directors' Responsibility Statement

In terms of Section 62 of the Insurance Act 2010, the Board of Directors of the Company certify that:

1. The value of investment in shares and debentures has been taken at cost and in some cases at Fair Value;
2. The value of all assets as shown in the Balance Sheet and as classified on Form AA annexed have been duly reviewed as at 31st December, 2015;
3. In our belief, the said assets have been set forth in the Balance Sheet at amounts not exceeding their realizable, carrying or market values under the several headings as enumerated; and
4. All expenses of management in respect of Life Insurance Business transacted by the Company in Bangladesh have been fully debited to the Life Revenue Account as expenses.

Swapan Kumar Sarkar, FCA
MD & CEO

M. Anisul Haque, FCMA
Director

Aziz Ahmed, FCA CISA
Director

Monzurur Rahman
Chairman



Certificate of CEO & CFO

under Corporate Governance guidelines issued by Bangladesh Securities and Exchange Commission

(Condition No. 6 Notification 7 August 2012 No. Sec/CMRRCD/2006-158-Admn/44)

The Board Directors
Delta Life Insurance Company Ltd.
Delta Life Tower
Plot # 37, Road # 90
Gulshan Circle-2, Dhaka-1212

We certify that,

- i) We have reviewed the Financial Statements for the year 2015 and to the best of our knowledge and belief:
 - a) These statements do not contain any materially untrue statement or omit any material fact or contain an statement that might be misleading;
 - b) These statements together present a true and fair view of the Companys affairs and are in compliance with existing accounting standards and applicable laws.
- ii) There are, to the best of our knowledge and belief, no transactions entered into by the Company during the year 2015 which are fraudulent, illegal or violation of the Companys code of conduct.

Uttam Kumar Shadhu, FCMA, FCS
Deputy Managing Director & CFO

Swapan Kumar Sarkar, FCA
Managing Director & CEO



এক নজরে
অর্ধ-বার্ষিক সঞ্চয়ী পরিকল্পনা

বীমাকারীর বয়স	সর্বনিম্ন ১৮ বছর	সর্বোচ্চ ৫৫ বছর
মেয়াদপূর্তিতে বয়স	২৮ বছর	৭০ বছর
বীমার মেয়াদ	১০ বছর	২৫ বছর
ন্যূনতম অর্ধ-বার্ষিক প্রিমিয়াম	ট ৬০০/- (প্রিমিয়াম ১০০/- টাকা দ্বারা বিভাজ্য হতে হবে)	
সর্বোচ্চ বীমাঅংক	ট ২০,০০,০০০/-	
সহযোগী বীমা	দুর্ঘটনাজনিত মৃত্যুবীমা, স্থায়ী অক্ষমতা ও দুর্ঘটনা বীমা, গুরুব্যধী বীমা ও হাসপাতাল বীমা	

*কোন নির্দিষ্ট মেয়াদ পর্যন্ত বেঁচে থাকলে মেয়াদ শেষে বা তার আগে মৃত্যু হলে মৃত্যুর পরেই অর্জিত বোনাসসহ বীমাঅংক অর্থাৎ বীমার টাকা দেয়া হয়।

বছরে দু'বার করলে জমা আগামীতে নাই দুর্ভাবনা

বর্তমানের পরিকল্পনা যদি সঠিক হয়, তাহলে ভবিষ্যতটাও হয় সুন্দর ও সুনিশ্চিত। আমাদের অর্ধ-বার্ষিক সঞ্চয়ী পরিকল্পনে নির্দিষ্ট মেয়াদ পর্যন্ত ছয় মাস পরপর ন্যূনতম ৬০০ টাকা করে জমা দিন এবং ভবিষ্যতকে করুন ভাবনাহীন।



ডেল্টা লাইফ ইনসিওরেন্স কোম্পানী লিমিটেড

ডেল্টা লাইফ টাওয়ার, প্লট-৩৭, রোড-৯০, গুলশান সার্কেল-২, ঢাকা-১২১২
ফোন : ০৯৬১ ৩৬৬০০০, ৫৫০৫১৯১৯ ফ্যাক্স : ৮৮-০২-৮৮৩১৭৩৯
কাস্টমার কেয়ার ইউনিট: ০৯৬১৩ ৬৬৬ ৯৯৯, ০১৭১ ৩৩৬ ১১০০, ০১৭১ ৩৩৬ ১১৯৯

ডেল্টা জীবন : সমৃদ্ধ জীবন



Auditor's
Report
and
**Financial
Statements**
of DLIC Securities

Auditor's Report to the Shareholders

We have audited the annexed Statement of Financial Position of DLIC SECURITIES LIMITED, as on December 31, 2015 and its Statement of Comprehensive Income, Statement of Cash Flow and Statement of Changes in Equity for the year ended as on that date together with the accompanying Notes thereto.

Respective Responsibilities of the Management and the Auditors:

The preparation of this Financial Statement is the responsibility of the Company's management. Our responsibility is to express an independent opinion on this Financial Statement based on our audit.

Scope:


We conducted our audit in accordance with BSA. Those standards require that we plan and perform the audit to obtain reasonable assurance about whether the financial statements are free from material misstatement. An audit includes examining, on a test basis, evidence supporting the amounts and disclosures in the financial statements. An audit also includes assessing the accounting principles used and significant estimates made by management as well as evaluating the overall financial statement presentation. We believe that our audit provides a reasonable basis for our opinion.

Opinion:

In our opinion, the Financial Statements are prepared and maintained according to the Bangladesh Accounting Standard (BAS) and reported in accordance with the Bangladesh Financial Reporting Standard (BFRS), give a true and fair view of the state of the Company's affairs as of December 31, 2015 and of the results of its operations and its cash flows for the year then ended and comply with the Companies Act, 1994.

We also report that:

- (i) We have obtained all the information, explanations and documents which to the best of our knowledge and belief were necessary for the purpose of our audit and made due verification thereof.
- (ii) The Company management has followed relevant provision of law and rules in managing the affairs of the Company and that proper books of account, records and other statutory books have been properly maintained.
- (iii) The Statement of Financial Position and Statement of Comprehensive Income, Statement of Changes in Equity are in agreement with the said books of account maintained by the Company and examined by us while the Cash Flow Statement conforms with the presentation laid out in the Bangladesh Financial Reporting Standard (BFRS); and
- (iv) The expenditure incurred and payments made were for the purpose of the Company's business for the year.



SHAFIQ BASAK & CO.

CHARTERED ACCOUNTANTS



DLIC SECURITIES LIMITED
STATEMENT OF FINANCIAL POSITION
AS AT DECEMBER 31, 2015

Particulars	Notes	Taka	
		31-12-2015	31-12-2014
ASSETS			
Non Current Assets:			
Fixed Assets	3.00	1,555,260.00	1,558,780.00
Preliminary Expenses	4.00	1,028,775.00	1,285,969.00
		2,584,035.00	2,844,749.00
Current Assets:			
Investment in DSE Ltd.	5.00	320,200,000.00	320,200,000.00
Investment in Shares	6.00	397,389,950.00	-
Security Deposit		200,000.00	200,000.00
Advance, Deposit & Prepayment	7.00	7,230,395.00	2,620,275.00
Receivable from Client		242,433.00	42,528,751.00
Receivable from DSE		115,076.00	-
FDR	8.00	214,053,750.00	-
Cash & Bank Balances	9.00	104,734,468.00	63,465,911.00
		1,044,166,072.00	429,014,937.00
TOTAL ASSETS:		1,046,750,107.00	431,859,686.00
EQUITY AND LIABILITIES			
Shareholders Equity:			
Issued & Paid up Capital	10.00	1,000,000,000.00	400,000,000.00
Retained Earnings		14,672,566.00	5,205,898.00
		1,014,672,566.00	405,205,898.00
Current Liabilities:			
For Expenses & Other Finance	11.00	885,099.00	613,370.00
Payable to Client		3,353,235.00	22,988,575.00
Provision for Taxation	12.00	14,476,621.00	2,826,459.00
Provision for Diminution in Value of Investment in Share		13,362,586.00	-
Payable to Delta Life Insurance Co. Ltd		-	225,384.00
		32,077,541.00	26,653,788.00
TOTAL EQUITY AND LIABILITIES		1,046,750,107.00	431,859,686.00

Swapan Kumar Sarkar, FCA
Chairman

AUDITORS' REPORT TO THE SHAREHOLDERS

Please see annexed report of date


SHAFIQ BASAK & CO.
CHARTERED ACCOUNTANTS

M. Abdullah Saadi
Managing Director (CC)

Dated: Dhaka
April 03, 2016

DLIC SECURITIES LIMITED
STATEMENT OF COMPREHENSIVE INCOME
FOR THE YEAR ENDED DECEMBER 31, 2015

PARTICULARS	Notes	Taka	Taka
		31-12-2015	31-12-2014
Revenue Earned:			
Brokerage Income	13.00	5,798,895.00	3,736,046.00
		5,798,895.00	3,736,046.00
Less:			
Administrative & Other Expenses			
Salary & Allowances		1,217,183.00	820,685.00
Festival Bonus		106,400.00	23,990.00
Staff Welfare Expenses		13,596.00	-
House Rent and Service Charge		870,000.00	404,625.00
VAT on Office Rent		72,900.00	36,450.00
Conveyance		34,145.00	15,210.00
Stationery		49,043.00	25,237.00
Telephone & Mobile Charges		16,136.00	5,651.00
Travelling & Conveyance		17,975.00	3,588.00
Provident Fund		61,080.00	11,133.00
Bank Charges		143,426.00	56,185.00
Audit Fee including VAT		46,000.00	23,000.00
DSE Howla Charges		-	29,476.00
DSE Laga Charges		677,665.00	426,233.00
CDBL Charges		362,045.00	15,568.00
DSE Purpose Expenses		67,568.00	65,050.00
BSEC Renewal Fee		26,000.00	24,500.00
RJSC Fees		50,000.00	27,000.00
DSE Authorised Representative Fees		15,000.00	24,000.00
Stock Broker & Dealer Reg. Fee		20,000.00	-
Fees & Renewal		-	219,500.00
Advertisement Expenses		-	77,760.00
Software Preparation		109,725.00	280,000.00
Telnet Monthly OTC Charges		175,500.00	87,000.00
Entertainment		-	9,537.00
Anti Virus		-	7,200.00
Computer Accessories		-	7,600.00
Office Maintenance		10,930.00	2,845.00
General Expenses		28,402.00	16,579.00
Miscellaneous Expenses		58,395.00	-
Written Off Preliminary Expenses		257,194.00	-
Depreciation		489,820.00	-
		4,996,128.00	2,745,602.00
Profit before Provision & Tax		802,767.00	990,444.00
Add:			
Interest Income		26,825,897.00	6,436,559.00
Gain on sale of Investment in Share		2,755,160.00	-
Dividend Income		4,095,592.00	-
Total Profit before Provision & Tax		34,479,416.00	7,427,003.00
Less:			
Provision for Diminution in Value of Investment in Share		13,362,586.00	-
Less: Provision for Taxation	12.01	11,650,162.00	2,599,451.00
Net Profit after tax		9,466,668.00	4,827,552.00
Add: Balance Brought Forward from last Account		5,205,898.00	378,346.00
Balance Transferred to Statement of Financial Position		14,672,566.00	5,205,898.00



Swapan Kumar Sarkar, FCA
Chairman

AUDITORS' REPORT TO THE SHAREHOLDERS

Please see annexed report of date



SHAFIQ BASAK & CO.
CHARTERED ACCOUNTANTS



M. Abdullah Saadi
Managing Director (CC)

Dated: Dhaka
April 03, 2016



DLIC SECURITIES LIMITED
STATEMENT OF CASH FLOWS
FOR THE YEAR ENDED DECEMBER 31, 2015

Particulars	Taka 31.12.2015	Taka 31.12.2014
A. CASH FLOW FROM OPERATING ACTIVITIES:		
Brokerage & Other Income	39,475,544.00	10,172,605.00
Administrative Expenses	(4,249,114.00)	(2,745,602.00)
	35,226,430.00	7,427,003.00
Changes in Current Assets and Liabilities		
(Increase)/Decrease in Current Assets:	(573,882,578.00)	24,985,859.00
Increase/(Decrease) in Current Liabilities:	(19,588,995.00)	23,813,729.00
	(593,471,573.00)	48,799,588.00
Net Cash Flow from Operating Activities	(558,245,143.00)	56,226,591.00
B. CASH FLOW FROM INVESTING ACTIVITIES:		
Fixed Assets	(486,300.00)	(1,558,780.00)
Net Cash Flow from Investing Activities	(486,300.00)	(1,558,780.00)
C. CASH FLOW FROM FINANCING ACTIVITIES:		
Share Capital	600,000,000.00	-
Net Cash Flow from Financing Activities	600,000,000.00	-
D. NET INCREASE/(DECREASE) IN CASH & CASH		
Opening Cash & Bank Balance	41,268,557.00	54,667,811.00
Closing Cash & Bank Balance	63,465,911.00	8,798,100.00
	104,734,468.00	63,465,911.00

Swapan Kumar Sarkar, FCA
Chairman

AUDITORS' REPORT TO THE SHAREHOLDERS
Please see annexed report of date

SHAFIQ BASAK & CO.
CHARTERED ACCOUNTANTS

M. Abdullah Saadi
Managing Director (CC)


Dated: Dhaka
April 03, 2016

DLIC SECURITIES LIMITED
STATEMENT OF CHANGES IN EQUITY
FOR THE YEAR ENDED 31ST DECEMBER, 2015

Particulars	Share Capital	Retained Earning	Total (Taka)
Balance as on December 31, 2014	400,000,000.00	5,205,898.00	405,205,898.00
Paid up Capital	600,000,000.00	-	600,000,000.00
Net Profit after tax	-	9,466,668.00	9,466,668.00
Balance as of December 31, 2015	1,000,000,000.00	14,672,566.00	1,014,672,566.00

FOR THE YEAR ENDED 31ST DECEMBER, 2014

Particulars	Share Capital	Retained Earning	Total (Taka)
Balance as on December 31, 2013	400,000,000.00	378,346.00	400,378,346.00
Paid up Capital	-	-	-
Net Profit after tax	-	4,827,552.00	4,827,552.00
Balance as of December 31, 2014	400,000,000.00	5,205,898.00	405,205,898.00

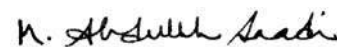


Swapan Kumar Sarkar, FCA
Chairman

AUDITORS' REPORT TO THE SHAREHOLDERS
Please see annexed report of date



SHAFIQ BASAK & CO.
CHARTERED ACCOUNTANTS



M. Abdullah Saadi
Managing Director (CC)

Dated: Dhaka
April 03, 2016



DLIC SECURITIES LIMITED
REPORTS ON THE FINANCIAL STATEMENTS
BASED ON
BANGLADESH FINANCIAL REPORTING STANDARDS (BFRS)
FOR THE YEAR ENDED DECEMBER 31, 2015.

1.00 Legal status and nature of the company-Disclosure under BAS 1 "Presentation of Financial Statement".

1.01 Company Profile:

DLIC Securities Limited was incorporated on July 07, 2013 as a public limited company with the Registrar of Joint Stock Companies and Firms, Dhaka under the Companies Act, 1994 bearing registration No C - 110106/13.

1.02 Nature of Business Operations:

The main activities of the company is to act as member of stock exchanges and to carry on the business of brokers, stocks, shares, securities, bonds, debentures relation a stock and securities dealing and other services as mention in the Memorandum & Articles of Association of the company.

1.03 Address of Registered Office:

The registered head office of the Company is located at Delta Life Tower (9th Floor), Plot # 37, Road # 45 (South) & 90 (North), Gulshan-2, Dhaka-1212.

2.00 Specific Accounting Policies - Disclosure under BAS 1 "Presentation of Financial Statements"

2.01 Basis of preparation and presentation of the Financial Statements:

The financial statements have been prepared and the disclosures of information made in accordance with the requirements of the Companies Act 1994 and International Accounting Standards (IASs) adopted by the Institute of Chartered Accountants Bangladesh (ICAB), as Bangladesh Accounting Standards (BAS) & Bangladesh Financial Reporting Standards (BFRS). The Balance Sheet and Income Statement have been prepared according to **BAS-1** Presentation of Financial Statement based on accrual basis of accounting following going concern assumption under Generally Accepted Accounting Principles (GAAP) and Cash Flow Statement according to **BAS-7** Cash Flow Statement.

2.02 Accounting Convention and Assumption:

The Financial Statements are prepared under the Historical Cost convention.

2.03 Principal Accounting Policies:

The specific accounting policies have been selected and applied by the Company's management for significant transactions and events that have a material effect within the framework for the preparation and presentation of financial statements. Financial Statements have been prepared and presented in compliance with **BAS-1** Preparation of Financial Statements. Financial statements of the previous year were prepared according to the same accounting principles. Compared to the previous year, there were no significant changes in the accounting and valuation policies affecting the financial position and performance of the company. However, changes made to the presentation are explained in the note for the respective item(s).

2.04 Components of Financial Statements:

1. Statement of Financial Position as at December 31, 2015.
2. Statement of Retained Earnings for the year ended December 31, 2015.

3. Statement of Comprehensive Income for the year ended December 31, 2015.
4. Statement of Cash Flows for the year ended December 31, 2015.
5. Statement of Changes in Equity for the year ended December 31, 2015.
6. Accounting Policies and Explanatory Notes.

2.05 Application of Bangladesh Accounting Standards (BAS's):

Following BASs are applicable for the preparation and presentation of financial statements for the year under report.

- BAS - 1 Presentation of Financial Statements
- BAS - 7 Statement of Cash Flows
- BAS - 8 Accounting Policies, Changes in Accounting Estimates and Errors
- BAS - 10 Events after the Financial Position date
- BAS - 12 Income Taxes
- BAS - 16 Property, Plant and Equipment
- BAS - 18 Revenue
- BAS - 37 Provisions, Contingent Liabilities and Contingent Assets.

2.06 Tangible Fixed Assets: Property, Plant and Equipment (BAS-16):

Tangible fixed assets are accounted for according to BAS-16 Property, Plant and Equipment at historical cost less cumulative depreciation. Assets are depreciated according to the diminishing balance method.

2.07 Depreciation of the fixed assets:

Depreciation is provided on diminishing method on the cost at which the asset is carried in the books of account.

Depreciation continues to be provided until such time as the written down value is reduced to Taka one.

Depreciation is charged on the assets acquired during first half of the accounting year. No depreciation is charged on the assets acquired during the second half of the accounting year. No depreciation is charged on asset deleted during the year.

The rates at which assets are depreciated per annum, depending on the nature and estimated useful life of assets are given below:

<u>Category of Assets</u>	<u>Rate</u>
Computer, PC and Server	25%
LED TV and Hanger	25%
Furniture & Fixture	10%
Electric Equipment IP Phone Set	20%
Office Equipment	20%
Software	25%

Depreciation has been charged to Operational Expenses and Administrative Expenses proportionately on a consistent basis.



2.07 Investment in Shares:

As per requirements of Bangladesh Accounting Standards (BAS)-39, investment in shares falls either under at fair value through Statement of Comprehensive Income or under available for sale where any change in the fair value at the year end is taken to Statement of Comprehensive Income. DLIC Securities recognizes its investment in shares as per BAS-39 and accounted for the required provision for diminution in Value of Investment in Share in the Statement of Comprehensive Income.

2.08 Accounts Receivable:

Accounts Receivables are recognized at cost which is the fair value of the consideration given.

2.09 Cash & Cash Equivalents:

Cash and cash equivalents include Cash in hand, Cash at banks, term deposit, government treasury bills etc. which are available for use by the company without any restrictions. There is an insignificant risk of change in value of the same.

2.10 Creditors and Accrued Expenses:

Provision:

The preparation of financial statements in conformity with BAS-37 Provisions, Contingent Liabilities and Contingent Assets requires management to make estimates and assumptions that affect the reported amounts of revenues and expenses, assets and liabilities during and at the date of financial statements.

In accordance with the guidelines as prescribed by BAS-37, provisions were recognized in the following situations:

- When the company has a present obligation as a result of past events;
- When it is probable that an out flow of resources embodying economic benefits will be required to settle the obligation; and
- Reliable estimates can be made of the amount of the obligation.

The provisions in the Statement of Financial Position at an appropriate level have been shown with regard to an adequate provision for risks and uncertainties. An amount recorded as a provision represented the best estimate of the probable expenditure required to fulfill the current obligation on the Statement of Financial Position date. Other provisions are valued in accordance with BAS-37 Provisions, Contingent Liabilities and Contingent Assets. Other provisions comprise all recognizable risks from uncertain liabilities and anticipated losses from pending transactions.

2.11 Taxation (BAS-12):

Income Tax

The company is a Public Limited Company in terms of the Income Tax Ordinance 1984 and Income Tax is applicable @ 35% on operating and other income, 20% on dividend income & 10% on capital gain.

Deferred Tax

Deferred Tax has not been considered for immateriality.

2.12 Contingent Liabilities and Assets:

Contingent liabilities are current or possible obligations, arising from past events and whose existence is due to the occurrence or non occurrence of one or more uncertain future events which are not within the control of the company. In accordance with BAS-37 Provisions, Contingent Liabilities and Contingent Assets they are disclosed in notes to the financial statements.



2.13 Revenue Recognition:

Recognition In compliance with the requirements of **BAS-18** Revenue, revenue is recognized only when;

- a) Service is recognized.
- b) Interest income is accrued on a time basis by reference to the principal outstanding at the effective interest rate applicable.
- c) Other non-operating income is recognized only when relevant cash flow received.

2.14 Cash Flow Statements:

Statements of Cash Flow is prepared principally in accordance with **BAS-7** Cash Flow Statement and the cash flows from operating activities have been presented under direct method as required by the Securities and Exchange Rules 1987 and considering the provisions that "Enterprises are Encouraged to Report Cash Flow From Operating Activities using The Direct Method".



	Taka 31.12.2015	Taka 31.12.2014
3.00 Fixed Assets:		
Computer, PC and Server	906,210.00	1,160,880.00
LED Tv and Hanger	175,125.00	233,500.00
Furniture & Fixture	119,070.00	132,300.00
Electric Equipment IP Phone Set	24,720.00	30,900.00
Office Equipment	960.00	1,200.00
Software	329,175.00	-
	1,555,260.00	1,558,780.00
4.00 Preliminary Expenses:		
Company formation Fee paid to RJSC	928,775.00	1,160,969.00
BSEC Permission Fee	100,000.00	125,000.00
	1,028,775.00	1,285,969.00
5.00 Investment in DSE Ltd.:		
	320,200,000.00	320,200,000.00

The Above amount paid to Dhaka Stock Exchange Ltd as Investment for Purchases of one share (Membership) of Dhaka Stock Exchange Ltd.

During the year under consideration Dhaka Stock Exchange Limited has allotted 72,15,106 ordinary shares of tk. 10.00 each against existing 01(one) ordinary share in pursuance of scheme section 3.1.4 of the scheme Demutualization of DSE. Vide allotment no.10043-243 dt. 10-10-2013 in following manner:

Shares Allotted		Total Shares
40% Ordinary Shares of Taka 10.00 each to be credited to BO Account 1201950050374741 of DLIC Securities Limited	60% Ordinary Shares of Taka 10.00 each to be credited to the 'DSE Demutualization Blocked Account' maintained by DSE	
2,886,042	4,329,064	7,215,106
(Two million eight hundred eighty six thousand and forty two)	(Four million three hundred twenty nine thousand and sixty four)	(Seven million two hundred fifteen thousand and one hundred six)

The effect of Demutualization of Dhaka Stock Exchange Limited will materialize in due course of time.

6.00 Investment in Shares:		
Quoted Shares(Note- 6.01)	397,389,950.00	-
	397,389,950.00	-
6.01 Quoted Shares		
Name of Companies	Acquisition Cost	Acquisition Cost
Eastern Bank Limited	3,222,599.00	-
Far Chemicals Industries Ltd	559,246.00	-
Pubali Bank Limited	393,608,105.00	-
	397,389,950.00	-
6.02 Market Value of Quoted Shares	384,027,364.00	-
7.00 Advance, Deposit & Prepayments:		
Advance Income Tax on Interest Income	3,497,420.00	812,132.00
Advance Tax on Commission Income	2,087,618.00	921,154.00
Tax Deducted on Dividend Income	819,118.00	-
Tax Paid for the Assessment Year 2014-2015	76,989.00	76,989.00
Advance Against Office Rent	749,250.00	810,000.00
	7,230,395.00	2,620,275.00
8.00 FDR:		
Modhumoti Bank Limited A/C No- 0055	112,212,500.00	-
Delta Brack Housing Finance Corporation Ltd. A/C No-146064	101,841,250.00	-
	214,053,750.00	-

		Taka 31.12.2015	Taka 31.12.2014			
9.00	Cash & Bank Balances:					
	Cash in Hand	5,982.00	5,085.00			
	Cash at Bank at Pubali Bank Limited A/C No - 3555102002603	29,559,691.00	30,483,247.00			
	Cash at Bank at Pubali Bank Limited A/C No - 2905102001086	61,139,112.00	32,970,405.00			
	Cash at Bank at Pubali Bank Limited A/C No - 1090	13,982,857.00	3,050.00			
	Cash at Bank at Exim Bank Ltd A/C No-0764	46,826.00	4,124.00			
		<u>104,734,468.00</u>	<u>63,465,911.00</u>			
10.00	Share Capital;					
a)	Authorised Capital: (250,000,000 Ordinary Shares of TK.10 each)	2,500,000,000.00	2,500,000,000.00			
		<u>2,500,000,000.00</u>	<u>2,500,000,000.00</u>			
b)	Issued & Paid up Capital: Share issued during the year (100,000,000 Ordinary Shares of TK.10 each)	1,000,000,000.00	400,000,000.00			
		<u>1,000,000,000.00</u>	<u>400,000,000.00</u>			
c)	Percentage of Share holdings as on December 31, 2015.					
		Name of Share Holders	No of Shares	Amount	Percentage	Percentage
i)	Corporate:					
	Delta Life Insurance Company Ltd.					
		99,999,995	999,999,950.00	99.999995	99.999977	
ii)	Individual:					
	Mr. Swapan Kumar Sarkar, FCA 1		10.00	0.000001	0.000003	
	Brig. Gen M. Mosharraf Hussain Rtd 1		10.00	0.000001	0.000003	
	Mr. Anwarul Haque		-	-	0.000003	
	Dr. Ashraf Uddin		-	-	0.000003	
	Mr. M. Abdullah Saadi 1		10.00	0.000001	0.000003	
	Mr. Md. Hafizur Rahman Khan 1		10.00	0.000001	0.000003	
	Mr. Md. Ahsan Habib		-	-	0.000003	
	Mr. Chowdhuri Kamrul Ahsan		-	-	0.000003	
	Ms. Umme Habiba		-	-	0.000003	
	Dr. Md. Nazrul Islam 1		10.00	0.000001	-	
		<u>100,000,000</u>	<u>1,000,000,000.00</u>	<u>100.00</u>	<u>100.00</u>	
11.00	For Expenses and Other Finance:					
	VAT on Audit Fee Payable		-	-	3,000.00	
	Audit Fee Payable including VAT		46,000.00	-	23,000.00	
	VAT Payable on Fees & Renewals		-	-	600.00	
	House Rent and Service Charge Payable		404,625.00	-	404,625.00	
	VAT on House Rent Payable		36,450.00	-	36,450.00	
	DSE Authorised Representative Fee Payable		-	-	20,000.00	
	Payable to DSE		97,346.00	-	-	
	CDBL Charges Payable		184,194.00	-	6,468.00	
	Telent Monthly OTC Charges Payable		-	-	4,000.00	
	Salary & Allowances Payable		103,920.00	-	89,427.00	
	Providend Fund Payable		12,564.00	-	4,800.00	
	Payable against Electric Equipment		-	-	21,000.00	
			<u>885,099.00</u>	<u>613,370.00</u>		



	Taka 31.12.2015	Taka 31.12.2014
12.00		
Income Tax Provision:		
Opening Balance	2,826,459.00	227,008.00
Add: Provision Made During the year (Note- 12.01)	<u>11,650,162.00</u>	<u>2,599,451.00</u>
	<u>14,476,621.00</u>	<u>2,826,459.00</u>
12.01		
Income Tax Provision made during the year		
Calculation is as Under:		
On Business Income @ Tk. 35%	1,166,464.00	921,154.00
On Capital Gain @ Tk. 10%	275,516.00	-
On Dividend Income @ Tk. 20%	819,118.00	-
On Interest Income @ Tk. 35%	<u>9,389,064.00</u>	<u>1,678,297.00</u>
	<u>11,650,162.00</u>	<u>2,599,451.00</u>
13.00		
Brokerage Income:		
Brokerage Commission	5,757,855.00	3,707,146.00
BO Account Opening & Renewal Fee & IPO Service	<u>41,040.00</u>	<u>28,900.00</u>
	<u>5,798,895.00</u>	<u>3,736,046.00</u>

Swapn Kumar Sarkar, FCA
Chairman

AUDITORS' REPORT TO THE SHAREHOLDERS
Please see annexed report of date

SHAFIQ BASAK & CO.
CHARTERED ACCOUNTANTS

M. Abdullah Saadi
Managing Director (CC)

Dated: Dhaka
April 03, 2016

DLIC SECURITIES LIMITED
SCHEDULE OF FIXED ASSETS AT DECEMBER 31, 2015

SCHEDULE- 01:

PARTICULARS	COST			DEPRECIATION			W.D.V. At 31.12.2015	W.D.V. At 31.12.2014	RATE %
	At 01.01.2015	Addition During the year	At 31.12.2015	At 01.01.2015	Depreciation During the year	Total At 31.12.2015			
Computer, PC and Server	1,160,880.00	47,400.00	1,208,280.00	-	302,070.00	302,070.00	906,210.00	1,160,880.00	25
LED Tv and Hanger	233,500.00	-	233,500.00	-	58,375.00	58,375.00	175,125.00	233,500.00	25
Furniture & Fixture	132,300.00	-	132,300.00	-	13,230.00	13,230.00	119,070.00	132,300.00	10
Electric Equipment IP Phone Set	30,900.00	-	30,900.00	-	6,180.00	6,180.00	24,720.00	30,900.00	20
Office Equipment	1,200.00	-	1,200.00	-	240.00	240.00	960.00	1,200.00	20
Software	-	438,900.00	438,900.00	-	109,725.00	109,725.00	329,175.00	-	25
TAKA:	1,558,780.00	486,300.00	2,045,080.00	-	489,820.00	489,820.00	1,555,260.00	1,558,780.00	



Key Financial Indicators

(Data relates to “Delta Life Insurance Company Limited”)

Annexure-E

(Amount in million BDT unless otherwise stated)

Sl. No.	Particulars	YEAR				
		2011	2012	2013	2014	2015
1	First Year Premium Income	1,283.15	810.68	835.76	1,000.43	1,065.76
2	Renewal Premium Income	3,392.15	3,861.92	4,033.77	4,089.36	4,131.04
3	Group & Health Insurance Premium	336.38	414.19	477.36	354.49	385.60
4	Total Gross premium	5,011.68	5,086.79	5,346.89	5,444.27	5,582.40
5	Reinsurance Premium	36.34	57.37	49.95	39.14	34.86
6	Net Premium (4-5)	4,975.35	5,029.43	5,296.94	5,405.13	5,547.54
7	Retention Ratio (6/4) (%)	99.27	98.87	99.07	99.28	99.38
8	First Year Premium income growth (%)	6.53	(36.82)	3.09	19.70	6.53
9	Renewal Premium Income growth (%)	3.69	13.85	4.45	1.38	1.02
10	Gross Premium Income growth (%)	3.70	1.50	5.11	1.82	2.54
11	First Year Commissions paid for acquisition of life insurance business	627.36	326.00	253.79	346.10	317.11
12	Second Year Commissions paid for acquisition of life insurance business	47.21	47.78	53.30	47.91	51.40
13	Third and Later year Commissions paid for acquisition of life insurance business	116.71	132.87	136.10	146.11	142.01
14	Total commissions paid for acquisition of life insurance business (11+12+13)	791.28	506.65	443.19	540.12	510.52
15	First Year Commissions/First year Premium (%)	48.89	40.21	30.37	34.60	29.75
16	Second Year Commissions/ Second Year Renewal Premium (%)	7.32	7.50	9.44	9.01	9.57
17	Third Year and Later Years Commissions/Third and Later Year Premium (%)	4.25	4.12	3.92	4.11	3.95
18	Management Expenses (Actual)	1,718.97	1,407.73	1,543.11	1,566.29	1,564.56
19	Allowable Management Expenses	1,629.30	1,308.50	1,364.40	1,484.00	1,567.00
20	Excess/(Lower) Management Expenses (18-19)	89.67	99.23	178.71	82.29	(2.44)
21	Excess/(Lower) Management Expense Ratio (%)	5.50	7.58	13.10	5.54	(0.16)
22	Overall Management Expenses Ratio (%)	34.30	27.67	28.86	28.77	28.03
23	Renewal Expenses Ratio (%)	16.45	16.78	18.39	17.01	14.94
24	Claims paid	2,296.73	2,842.87	3,476.74	3,946.59	4,279.12
25	Claims/ Gross Premium (%)	45.83	55.89	65.02	72.49	76.65
26	Total Commission Expenses/ Gross Premium (%)	19.58	12.39	14.09	14.52	14.41
27	Investment Income	2,112.90	2,327.64	2,677.56	3,002.76	3,067.64
28	Investment Income/ Gross premium (%)	42.16	45.76	50.08	55.15	54.95
29	Yield on Life Fund (%)	10.14	10.81	10.36	9.84	10.23
30	Conservation Ratio (%)	70.19	77.06	79.30	76.48	75.88
31	Second Policy Year Lapse Ratio (%) by number of policies	34.73	38.19	35.49	36.69	39.66
32	Third Policy Year Lapse Ratio (%) by number of policies	36.33	37.66	41.77	41.25	42.25
33	Fourth Policy Year Lapse Ratio (%) by number of policies	41.96	43.55	45.83	49.87	49.82
34	Fifth Policy Year Lapse Ratio (%) by number of policies	48.17	46.90	49.08	52.02	56.02
35	Sixth Policy Year Lapse Ratio (%) by number of policies	49.99	51.94	51.35	54.00	57.27
36	Second Policy Year Lapse Ratio (%) by Premium amount	45.98	51.76	41.84	39.61	42.65
37	Third Policy Year Lapse Ratio (%) by Premium amount	39.27	38.29	37.75	32.26	30.89
38	Fourth Policy Year Lapse Ratio (%) by Premium amount	60.39	45.17	44.46	44.63	40.77
39	Fifth Policy Year Lapse Ratio (%) by Premium amount	45.51	47.79	49.34	41.50	50.70
40	Sixth Policy Year Lapse Ratio (%) by Premium amount	50.18	48.79	50.85	45.42	47.27
41	Market Price per Share (in BDT) at year end	3,075.10	4,572.00	266.70	149.90	122.20
42	Dividend Yield (%)	-	4.59*	1.34	1.33	1.47
43	Outstanding Premium as at 31 st December	633.40	646.61	548.65	537.45	482.45
44	Total Investment as at 31 st December	21,516.91	24,891.42	27,911.36	30,377.00	32,091.38
45	Life Fund as at 31 st December	23,282.04	26,331.58	28,051.82	30,529.20	33,029.42
46	Total Assets as at 31 st December	24,651.85	27,717.29	30,888.76	37,682.30	38,459.61
47	Paid Up Capital as at 31 st December	45.00	45.00	990.00	1,237.50	1,237.50
48	Paid Up Capital/Total Asset (%)	0.18	0.16	3.21	3.28	3.22
49	Net cash flow from operating activities	1,229.54	630.80	350.06	(447.84)	(813.22)
50	Net cash flow from investing activities	522.22	(1,222.01)	565.79	1,145.58	(778.42)
51	Net cash flow from financing activities	-	-	-	(97.24)	(233.15)
52	Net change in cash and cash equivalent	1,751.77	(591.21)	915.85	600.50	(1,824.79)

53. First Year and Renewal Premium Income

Year	2011	2012	2013	2014	2015	Description
	1,283.15	810.68	835.76	1,000.43	1,065.76	First Year Premium Income
2011	N.A	497.46	679.69	590.21	511.27	Renewal premium out of the policies in 2011
2012	N.A	N.A	384.17	460.59	392.72	Renewal premium out of the policies in 2012
2013	N.A	N.A	N.A	411.07	482.19	Renewal premium out of the policies in 2013
2014	N.A	N.A	N.A	N.A	474.37	Renewal premium out of the policies in 2014

N.A= Not Applicable

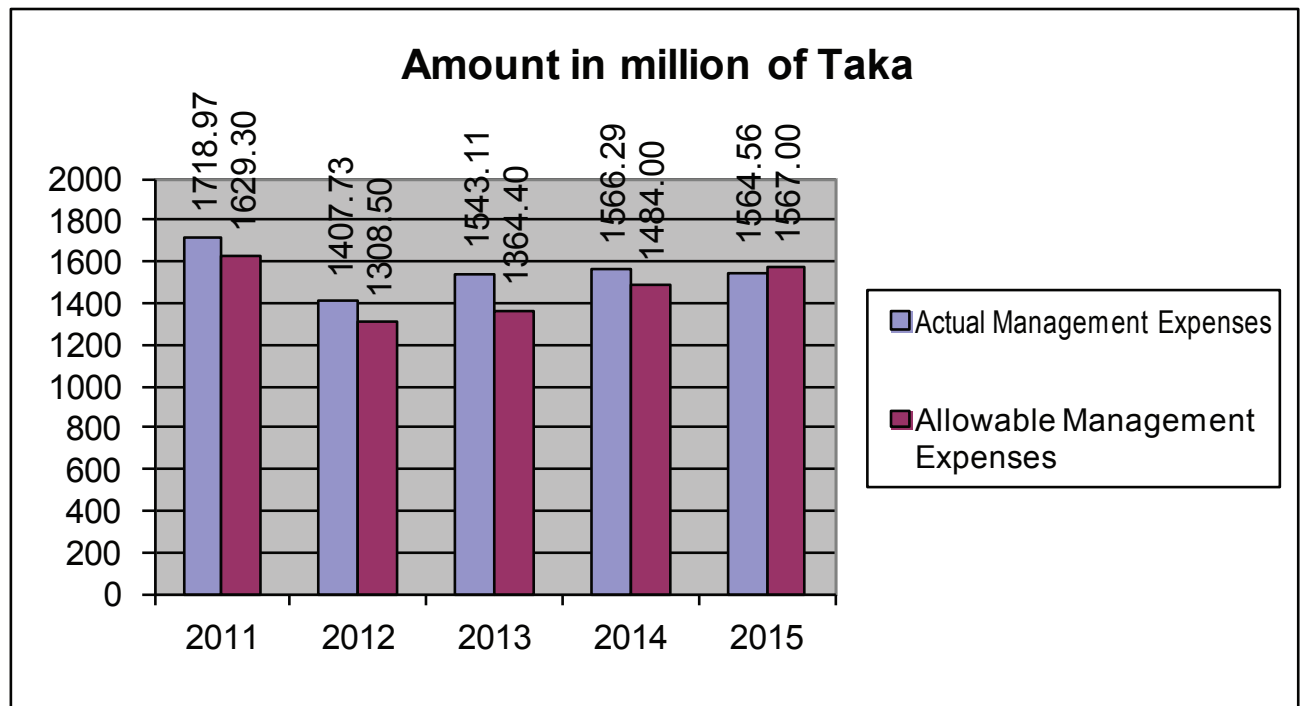
54. Number of First Year and Renewal Policies

Year	2011	2012	2013	2014	2015	Description
	0.33	0.21	0.18	0.20	0.20	Number of new policies issued
2011	N.A	0.17	0.16	0.13	0.11	Number of policies renewed out of the policies issued in
2012	N.A	N.A	0.11	0.10	0.08	Number of policies renewed out of the policies issued in
2013	N.A	N.A	N.A	0.10	0.09	Number of policies renewed out of the policies issued in
2014	N.A	N.A	N.A	N.A	0.10	Number of policies renewed out of the policies issued in

N.A = Not Applicable

*For a period of 8 (eight) years (2005-2012)

Graphical Presentation of Actual and Allowable Management Expenses



□ Some important aspects of financial affairs of the company are portrayed in the Directors' Report.



Delta Life Insurance Company Limited

Delta Life Tower

Plot # 37, Road # 90, Gulshan Circle-2, Dhaka-1212

Proxy Form

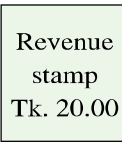
I/We of
..... being the shareholder(s), **Delta Life Insurance Company Limited** hereby appoint Mr./Ms. failing which Mr./Ms. as my/our proxy to attend and vote for me/us and on my/our behalf at the 30th Annual General Meeting of the Company to be held on Monday, June 27, 2016 at 10:30 A.M. at Delta Life Tower, Plot # 37, Road # 90, Gulshan Circle-2, Dhaka-1212 and at any adjournment thereof.

Signed this: Day of 2016.

Signature of Proxy:

1)

Folio/BO ID No.



.....
Signature of Shareholder(s)

Folio / BO ID No.

No. of Shares

2)

Folio/BO ID No.

Note:

A member entitled to attend and vote at the 30th Annual General Meeting may appoint a proxy who must be a shareholder of the Company to attend and vote in his/her stead. The proxy form, duly stamped, must be submitted at the Registered Office of the Company not later than 48 hours before the time fixed for the AGM.

.....
Signature Verified
Delta Life Insurance Company Ltd.



Delta Life Insurance Company Ltd.

Shareholders' Attendance Slip

I/We hereby record my attendance at the 30th Annual General Meeting being held on Monday, June 27, 2016 at 10:30 A.M. at Delta Life Tower, Plot # 37, Road # 90, Gulshan Circle-2, Dhaka-1212 and at any adjournment thereof.

Name of the Shareholder(s)/Proxy

Folio/BO ID No. Holding of Ordinary Shares
of Delta Life Insurance Company Limited

Signature of Proxy:

.....
Signature of Shareholder(s)

1)

2)

Notes:

1. Please note that the AGM can only be attended by the honorable shareholder or properly constituted proxy. Therefore any friend or children accompanying honorable shareholder or proxy cannot be allowed into the meeting.
2. Please present this slip at the Reception Desk.

সম্মানিত শেয়ারহোল্ডারবন্দের সদয় অবগতির জন্য জানানো যাচ্ছে যে, বাংলাদেশ সিকিউরিটিজ এন্ড এক্সচেঞ্জ কমিশনের নোটিফিকেশন নং এসইসি/সিএমআরআরসিডি/২০০৯-১৯৩/১৫৪ তারিখঃ অক্টোবর ২৪, ২০১৩ মোতাবেক বার্ষিক সাধারণ সভায় কোন প্রকার উপহার অথবা কোন ধরনের আপ্যায়নের ব্যবস্থা থাকবে না।



Delta Life Insurance Company Limited

Delta Life Tower, Plot # 37, Road # 90, Gulshan Circle -2, Dhaka-1212, Bangladesh
Phone: 09613666000, 55051919, Fax: 88-02-8831739
Web: www.deltalife.org