



MCB-ARIF HABIB
Savings and Investments Limited

ANNUAL REPORT | 2017

Annual Report for Funds Under Management of
MCB-Arif Habib Savings and Investments Limited



MCB CASH MANAGEMENT OPTIMIZER

CONTENTS

1.	Fund's Information	230
2.	Report of the Directors of the Management Company	231
3.	Report of the Fund Manager	241
4.	Trustee Report to the Unit Holders	243
5.	Statement of Compliance with the Code of Corporate Governance	244
6.	Review Report to the Unit Holders on the Statement of Compliance with the Best Practices of the Code of Corporate Governance	246
7.	Independent Auditor's Report to the Unit Holders	247
8.	Statement of Assets and Liabilities	249
9.	Income Statement	250
10.	Statement of Other Comprehensive Income	251
11.	Distribution Statement	252
12.	Statement of Movement in Unit Holder's Fund	253
13.	Cash Flow Statement	254
14.	Notes to and Forming Part of the Financial Statements	255
15.	Pattern of Holding as per Requirement of Code of Corporate Governance	277
16.	Pattern of Units Holding by Size	278
17.	Performance Table	279

FUND'S INFORMATION

Management Company	MCB-Arif Habib Savings & Investments Limited 24th Floor, Centre Point, O Shaheed-e-Millat Expressway Near K.P.T. Interchange, Karachi.
Board of Directors	Mian Mohammad Mansha Chairman Mr. Nasim Beg Vice Chairman Mr. Muhammad Saqib Saleem Chief Executive Officer Dr. Syed Salman Ali Shah Director Mr. Haroun Rashid Director Mr. Ahmed Jahangir Director Mr. Samad A. Habib Director Mr. Mirza Qamar Beg Director
Audit Committee	Mr. Haroun Rashid Chairman Mr. Ahmed Jahangir Member Mr. Mirza Qamar Beg Member Mr. Nasim Beg Member
Human Resource & Remuneration Committee	Dr. Syed Salman Ali Shah Chairman Mr. Nasim Beg Member Mr. Haroun Rashid Member Mr. Ahmed Jahangir Member Mr. Muhammad Saqib Saleem Member
Chief Executive Officer	Mr. Muhammad Saqib Saleem
Chief Financial Officer & Company Secretary	Mr. Abdul Basit
Trustee	Central Depository Company of Pakistan Ltd. CDC House, 99-B, Block 'B' S.M.C.H.S Main Shahra-e-Faisal Karachi Tel: (92-21) 111-111-500 Fax: (92-21) 34326053 Web: www.cdcpakistan.com
Bankers	MCB Bank Limited Habib Metropolitan Bank Limited Bank Al-Falah Limited Faysal Bank Limited United Bank Limited Allied Bank Limited National Bank of Pakistan Limited Bank Al-Habib Limited Zarai Taraqati Bank Limited Habib Bank Limited
Auditors	Deloitte Yousuf Adil Chartered Accountants Cavish Court, A-35, Block 7 & 8, KCHSU, Shahrah-e-Faisal, Karachi-75350.
Legal Advisor	Bawaney & Partners 3rd & 4th Floor, 68 C, Lane 13, Bukhari Commercial Area Phase VI, D.H.A., Karachi
Transfer Agent	MCB-Arif Habib Savings & Investments Limited 24th Floor, Centre Point, O Shaheed-e-Millat Expressway Near K.P.T. Interchange, Karachi.
Rating	AM2++ Asset Manager Rating assigned by PACRA

REPORT OF THE DIRECTORS OF THE MANAGEMENT COMPANY FOR THE YEAR ENDED JUNE 30, 2017

Dear Investor,

On behalf of the Board of Directors, I am pleased to present **MCB Cash Management Optimizer** accounts review for the year ended June 30, 2017.

ECONOMY AND MONEY MARKET OVERVIEW

Pakistan's economy achieved its decade high growth of 5.28% in FY17 which though missed the target of 5.7% but still reflects progressive movement from stabilization phase to growth trajectory. Agriculture sector remained the main stay, posting a growth of 3.50% compared to a modest of 0.26% a year back. This was well supported by Services with 6% YoY growth. On the industrial front, large scale manufacturing sector recorded growth of 5.7% for 11MFY17 with major contribution coming from consumer, construction and power segment. Auto sector recorded double digits growth as demand continued to grow and new models were introduced by local OEMs. CPEC related and other infrastructure investment continued to provide boom to construction related industries including steel and cement.

On the external front, a 17.7% rise in imports and 1.4% drop in exports widened the trade deficit to USD 26.9 billion in FY17 compared to USD 19.3 billion a year back. Major contribution in imports came from Petroleum products, which posted an increase of 21% to USD 10.6 billion, followed by Food (15% YoY rise) and Machinery (10% YoY rise). Increase in oil prices, LNG imports to fill the natural gas deficit, fast growing demand of consumer products and capital goods import for various projects guided the import bill to USD 48.5 billion in FY17.

Remittance marginally declined during FY17 to USD 19.30 billion, ~3.08% lower than last year, where major reasons can be attributed to employment situation in Middle East and slower than expected global recovery.

The above two factors (declining remittance and rising CA deficit) have started to put pressure on FX reserves, wiping out ~USD 1.72 billion since July 1, 2016 to end the year at USD 21.368 billion.

Despite a 19% YoY increase in average Arab Light prices, CPI remained subdued, posting a 4.15% YoY rise in FY17. This was mainly on account of benign growth in Food, transportation and house rent.

The government managed to contain the fiscal deficit at 4.2%, moderately higher than the set target of 3.8%. Total expenditure and total revenue both advanced by 12%YoY while fiscal balance hiked by 11%YoY. The government has set a fiscal deficit target of 4.1% in FY18.

Along with CA deficit, another point of concern is rising fiscal deficit and public and private debt to finance these increasing gaps. Pakistan's total debt stood at ~PKR 23.95 trillion (till March, 2017) reflecting an increase of ~PKR 2.33 trillion over a year.

State Bank of Pakistan in its latest monetary policy review for next two months maintained the policy rate at 5.75% for the seventh consecutive time. The policy committee remains positive based on future expected inflows due to CPEC and other projects which have kept the rupee relatively stable during the year. Ongoing political uncertainty also temporarily reflected in currency markets where on a single day, a temporary relaxation from SBP turned into a sharp depreciation of near 4% which however recovered in the following days as Finance Minister clarified and expressed the firm resolve to fight any speculative movement.

BOP deficits have caused Net Foreign Asset of the banking system to shrink from PKR 1.0 trillion at the end of FY16 to PKR 601 billion only at the end of FY17. M2 growth remains elevated (+13.7% Y/Y) owing to the government running large budget deficits, which has also led to Net Domestic Asset of the banking system to grow by 18.3% YoY. The government relied on SBP for funding with borrowings of PKR 908 billion leaving local banks with substantial liquidity. In second half of FY17, Yield Curve has remained flat; whereas liquidity was adequately managed by SBP.

Shariah Instruments market remained thinly supplied as State Bank of Pakistan conducted a sole Ijara Sukuk auction in FY17 based on fixed rate rental arrangement offering yields of 5.24% and borrowing PKR 71 billion against the maturing Ijara Sukuk of PKR 50 billion evidencing a scarcity of avenues for Islamic investments.

REPORT OF THE DIRECTORS OF THE MANAGEMENT COMPANY FOR THE YEAR ENDED JUNE 30, 2017

FUND PERFORMANCE

During the period under review, the fund generated an annualized return of 7.11% as against its benchmark return of 4.18%, an out performance of 2.93%. WAM stood at 7 days at June end. The WAM was gradually decreased during the period mainly to avail the benefit from attractive rates offered by banks on June end.

The fund was 7.8% invested in TDRs, 91.2% in cash while 0.5% was invested in commercial papers as of June end. High cash exposure was due to the fact that banks were offering lucrative rates on bank deposits.

The Net Assets of the Fund as at June 30, 2017 increased by 155% to Rs. 10,093 million as compared to Rs. 3,958 million as at June 30, 2016.

The Net Asset Value (NAV) per unit as at June 30, 2017 was Rs. 100.5342 as compared to opening NAV of Rs. 100.3367 per unit as at June 30, 2016 registering an increase of Rs. 0.1975 per unit.

FUTURE OUTLOOK

The windfall gains that emerged in past couple of years had been a byproduct of subdued oil prices, which painted a rosy picture on external account, CPI, discount rate and even fiscal account in terms of less burden in terms of subsidies. Though international commodity outlook still appear bearish but rising current account deficit is posing a challenging scenario going ahead.

The trade imbalance of USD 27 billion in FY17 could deteriorate further with machinery imports under CPEC and several local capital projects are expected to lead the import bill. Exports on the other hand, are expected to remain under pressure given muted response of government towards the rebates under the textile package and government's resilience to support Pakistani rupee through foreign exchange reserves. With widening trade deficit and little help from remittances, we expect next year current account deficit to reach near USD 15 billion (~4% of GDP) still far from what we have seen in our last balance of payment crisis, which dragged CAD to ~USD 14 billion (8% of GDP) back in 2008. However widening CAD coupled with interest repayment may create a financing need of USD 18-19bn in FY18, which points towards strong possibility of PKR depreciation.

The Consumer Price Index (CPI) is expected to remain well anchored in FY18. We expect inflation to average around 4.5% in FY18. Currency devaluation and commodity prices though pose risk to estimates, low CPI reading next year is expected to prevent need for near term significant monetary tightening.

Low interest rate environment coupled with support from CPEC related projects, government's GDP target of 6% does not look too lofty, if external account shock and political destabilization does not derail the growth.

The equity market is set to take its cue from the outcome of Panama issue. With almost 13% fall from its peak, the market appears to have incorporated the risk of change in the PM house, however disintegration of PML(N) in aftermath of court judgment and disqualification of Finance Minister could further dent the short term market sentiments, as it would hint a hung parliament in the next election.

Themes of currency depreciation, interest rate rise and economic growth are expected to set the investment tone in the coming fiscal year. Sectors positively linked with currency weakness are expected to garner lime light namely, Commercial Banks, Exploration & Production and Power sector. Select growth plays in Power, Steel, Construction and Consumer space are also expected to add positive contributions to market performance.

We expect fundamentals to reign in over the political noise in the coming months given our market is trading at PER of 9x (a ~30% discount to the Emerging Markets), creating room for re-rating. In addition, low interest rates scenario is also keeping fixed income returns subdued, which is further attracting the liquidity in the equity market. The KSE-100 Index currently trades at an equity risk premium of ~3% and provides a dividend yield of ~5.5%.

REPORT OF THE DIRECTORS OF THE MANAGEMENT COMPANY FOR THE YEAR ENDED JUNE 30, 2017

Corporate Governance

The Fund is committed to implement the highest standards of corporate governance. With three (3) independent Directors on the Board, as governing body of the Management Company the Board is accountable to the unit holders for good corporate governance. Management is continuing to comply with the provisions of best practices set out in the code of corporate governance particularly with regard to independence of non-executive directors. The fund remains committed to conduct business in line with listing regulations of Pakistan Stock Exchange, which clearly defined the role and responsibilities of Board of Directors and Management.

The following specific statements are being given to comply with the requirements of the Code of Corporate Governance:

- (a) Financial statements present fairly its state of affairs, the results of operations, cash flows and changes in equity.
- (b) Proper books of accounts of the Fund have been maintained.
- (c) Appropriate accounting policies have been consistently applied in the preparation of financial statements and accounting estimates are based on reasonable and prudent judgment.
- (d) International Financial Reporting Standards, as applicable in Pakistan, provisions of the Non Banking Finance Companies (Establishment & Regulations) Rules, 2003, Non Banking Finance Companies and Notified Entities Regulations, 2008, requirements of the respective Trust Deeds and directives issued by the Securities & Exchange Commission of Pakistan have been followed in the preparation of financial statements.
- (e) The system of internal control is sound in design and has been effectively implemented and monitored with ongoing efforts to improve it further.
- (f) There are no doubts whatsoever upon the Fund's ability to continue as going concern.
- (g) There has been no material departure from the best practices of Corporate Governance, as detailed in the listing regulations.
- (h) Key financial data as required by the Code of Corporate Governance has been summarized in the financial statements.
- (i) Outstanding statutory payments on account of taxes, duties, levies and charges, if any have been fully disclosed in the financial statements.
- (j) The statement as to the value of investments of provident/gratuity and pension fund is not applicable on the Fund but applies to the Management Company; hence no disclosure has been made in the Directors' Report.
- (k) All the directors have completed the Directors Training Programme course or are exempt from attending training course due to sufficient working experience.
- (l) The detailed pattern of unit holding, as required by NBFC Regulations and the Code of Corporate Governance are enclosed.
- (m) The details of attendance of Board of Directors meeting is disclosed in financial statements. Below are the details of committee meetings held during the year ended June 30, 2017:

**REPORT OF THE DIRECTORS OF THE MANAGEMENT COMPANY
FOR THE YEAR ENDED JUNE 30, 2017**

1. Meeting of the Audit Committee.

During the year, six (6) meetings of the Audit Committee were held. The attendance of each participant is as follows:

S No.	Name of Persons	Number of meetings held	Number of meetings		
			Attendance required	Attended	Leaves granted
1	Mr. Haroun Rashid	6	6	3	3
2	Mr. Samad A. Habib	6	4	3	1
3	Mr. Ahmed Jahangir	6	6	6	-
4	Mr. Nasim Beg	6	6	6	-
5	Mirza Qamar Beg	6	2	2	-

2. Meeting of the Human Resource and Remuneration Committee.

During the year, four (4) meetings of the Human Resource and Remuneration Committee were held. The attendance of each participant is as follows:

S No.	Name of Persons	Number of meetings held	Number of meetings		
			Attendance required	Attended	Leaves granted
1	Dr. Syed Salman Shah	4	4	4	-
2	Mr. Nasim Beg	4	4	4	-
3	Mr. Ahmed Jahangir	4	4	4	-
4	Mr. Haroun Rashid	4	4	3	1
5	Mr. Muhammad Saqib Saleem	4	4	4	-

- (n) The trades in the Units of the Fund were carried out during the year by Directors, Chief Executive Officer, Chief Operating Officer, Chief Financial Officer, Company Secretary, and Chief Internal Auditor of the Management Company and their spouses and minor children.

S. No.	Name	Designation	Investment	Redemption	Dividend Distribution
			(Number of Units)		
1	Muhammad Saqib Saleem	Chief Executive Officer	-	-	-
2	Muhammad Asif Mehdi Rizvi	Chief Operating Officer	420,303	419,507	-
3	Abdul Basit	Chief Financial Officer and Company Secretary	-	-	-
4	Fahad Sultan	Chief Internal Auditor	-	-	-

REPORT OF THE DIRECTORS OF THE MANAGEMENT COMPANY FOR THE YEAR ENDED JUNE 30, 2017


External Auditors

The fund's external auditors, **Deloitte Yousuf Adil Chartered Accountants**, have expressed their willingness to continue as the fund auditors for the ensuing year ending June 30, 2018. The audit committee of the Board has recommended reappointment of **Deloitte Yousuf Adil Chartered Accountants** as auditors of the fund for the year ending June 30, 2018.


ACKNOWLEDGMENT

The Board is thankful to the Fund's valued investors, the Securities and Exchange Commission of Pakistan and the Trustees of the Fund for their continued cooperation and support. The Directors also appreciate the efforts put in by the management team.

On behalf of Directors,



Muhammad Saqib Saleem
Chief Executive Officer
Karachi: August 4, 2017




Nasim Beg
Director / Vice Chairman

ڈائریکٹرز رپورٹ

اظہار تشکر

بورڈ آف ڈائریکٹرز فنڈ کے گراں قدر سرمایہ کاروں، سکیورٹیز اینڈ ایکسچینج کمیشن آف پاکستان اور فنڈ کے Trustees کی مسلسل معاونت اور پشت پناہی کے لئے شکرگزار ہے۔ علاوہ ازیں، ڈائریکٹرز مینجمنٹ ٹیم کی کوششوں کو بھی خراج تحسین پیش کرتے ہیں۔

من جانب ڈائریکٹرز،



نسیم بیگ

ڈائریکٹر / وائس چیئرمین



محمد ثاقب سلیم

چیف ایگزیکٹو آفیسر

04 اگست 2017ء

ڈائریکٹرز رپورٹ

1. آڈٹ کمیٹی کی مینٹنگ

دوران سال آڈٹ کمیٹی کی چھ (06) مینٹنگز منعقد ہوئیں۔ شرکاء کی حاضری درج ذیل ہے:

مینٹنگز کی تعداد		مینٹنگز کی تعداد			نام
منظور شدہ رخصت	حاضری	مطلوبہ حاضری	منعقدہ مینٹنگز کی تعداد	حاضری	منظور شدہ رخصت
3	3	6	6	1. جناب ہارون رشید	
1	3	4	6	2. جناب صمد اے حبیب	
-	6	6	6	3. جناب احمد جہانگیر	
-	6	6	6	4. جناب نسیم بیگ	
-	2	2	6	5. مرزا قمر بیگ	

2. ہیومن ریسورس اینڈ ریویژن کمیٹی کی مینٹنگ

دوران سال ہیومن ریسورس اینڈ ریویژن کمیٹی کی چار (04) مینٹنگز منعقد ہوئیں۔ شرکاء کی حاضری درج ذیل ہے:

مینٹنگز کی تعداد		مینٹنگز کی تعداد			نام
منظور شدہ رخصت	حاضری	مطلوبہ حاضری	منعقدہ مینٹنگز کی تعداد	حاضری	منظور شدہ رخصت
-	4	4	4	1. جناب سید سلمان شاہ	
-	4	4	4	2. جناب نسیم بیگ	
-	4	4	4	3. جناب احمد جہانگیر	
1	3	4	4	4. جناب ہارون رشید	
-	4	4	4	5. جناب محمد ثاقب سلیم	

n. دوران سال مینجمنٹ کمیٹی کے ڈائریکٹرز، چیف ایگزیکٹو آفیسر، چیف آپریٹنگ آفیسر، چیف فنانشل آفیسر، کمپنی سیکرٹری اور چیف انٹرنل آڈیٹر اور ان کے شوہر کی بیوی اور نابالغ بچوں نے فنڈ کے پوائنٹس کی خرید و فروخت کی۔

نمبر شمار	نام	عہدہ	سرمایہ کاری	رڈیمپشن	ڈیویڈنڈ کی تقسیم
1.	محمد ثاقب سلیم	چیف ایگزیکٹو آفیسر	-	-	-
2.	محمد آصف مہدی رضوی	چیف آپریٹنگ آفیسر	420,303	419,507	-
3.	عبدالباسط	چیف فنانشل آفیسر اور کمپنی سیکرٹری	-	-	-
4.	فہد سلطان	چیف انٹرنل آڈیٹر	-	-	-

خارجی آڈیٹرز

فنڈ کے خارجی آڈیٹرز ' Deloitte یوسف عادل چارٹرڈ اکاؤنٹنٹس نے 30 جون 2018ء کو ختم ہونے والے اگلے سال کے لئے فنڈ کے آڈیٹرز کے طور پر کام جاری رکھنے کے لئے رضامندی ظاہر کی ہے۔ بورڈ کی آڈٹ کمیٹی نے 30 جون 2018ء کو ختم ہونے والے سال کے لئے ' Deloitte یوسف عادل چارٹرڈ اکاؤنٹنٹس کی فنڈ کے آڈیٹرز کے طور پر دوبارہ تقرری کی سفارش کی ہے۔

ڈائریکٹرز رپورٹ

مختصر المیعاد مارکیٹ کے حالات مزید بگڑ سکتے ہیں کیونکہ یہ اگلے انتخابات میں معلق پارلیمنٹ کے امکانات کا اشارہ ہوگا۔ روپے کی قدر میں کمی، انٹریسٹ کی شرح میں اضافہ اور معاشی ترقی آئندہ مالی سال میں سرمایہ کاری کا رجحان طے کرنے والے عوامل ہوں گے۔ روپے کے ضعف سے مثبت طور پر منسلک شعبے مثلاً کمرشل بینک، ایکسپلوریشن اینڈ پروڈکشن اور بجلی متوقع طور پر شہ سرخیوں میں آجائیں گے۔ علاوہ ازیں، بجلی، اسٹیل، تعمیرات اور صارفی شعبوں میں ترقیاتی عمل متوقع طور پر مارکیٹ کی کارکردگی میں مثبت کردار ادا کرے گا۔ ہم اُمید کرتے ہیں کہ آنے والے مہینوں میں اصول سیاسی شور پر غالب ہوں گے، کیونکہ ہماری مارکیٹ 9x کے PER پر تجارت کر رہی ہے (جو ابھرتی ہوئی مارکیٹس کو 30 فیصد ڈس کاؤنٹ ہے) جس سے شرحوں کے دوبارہ تعین کے لئے حالات سازگار ہوں گے۔ علاوہ ازیں، انٹریسٹ کی پست شرحیں مقررہ آمدنی کے منافعوں کو پست رکھے ہوئے ہیں، جس سے ایکویٹی مارکیٹ کی طرف مزید لیکویڈیٹی مائل ہو رہی ہے۔ KSE-100 انڈیکس میں فی الوقت ایکویٹی کے خطرات کے 3 فیصد پر پیمائش پر تجارت ہو رہی ہے اور 5.5 فیصد ڈیویڈنڈ فراہم ہوتا ہے۔

کارپوریٹ گورننس

فنڈ کارپوریٹ گورننس کے اعلیٰ ترین معیارات نافذ کرنے کے لئے کوشاں ہے۔ بورڈ میں تین (3) خود مختار ڈائریکٹرز ہیں، اور مینجمنٹ کمپنی کی گورننگ باڈی کے طور پر بورڈ عمدہ کارپوریٹ گورننس کے لئے یونٹ ہولڈرز کو جوابہ ہے۔ انتظامیہ کارپوریٹ گورننس کے ضابطہء اخلاق میں متعین کردہ بہترین طریقوں سے متعلق شقوں، خاص طور پر غیر ایگزیکٹو ڈائریکٹرز کی خود مختاری کے حوالے سے شق، کی بدستور تعمیل کر رہی ہے۔ فنڈ پاکستان اسٹاک ایکسچینج کے لسٹنگ ضوابط کے مطابق کاروبار چلانے پر بدستور کاربند ہے جس میں بورڈ آف ڈائریکٹرز اور انتظامیہ کے کردار اور ذمہ داریوں کو با التفصیل واضح کیا گیا ہے۔

ذیل میں کارپوریٹ گورننس کے ضابطہء اخلاق کی شرائط کی تعمیل کے لئے خصوصی نکات واضح کیے جا رہے ہیں:

a. مالیاتی گوشوارے فنڈ کے معاملات کی صورت حال، اس کی سرگرمیوں کے نتائج، نقد کی آمد و رفت اور ایکویٹی میں تبدیلیوں کی منصفانہ عکاسی کرتے ہیں۔
b. فنڈ کی درست گیس آف اکاؤنٹس تیار کی گئی ہیں۔

c. مالیاتی گوشواروں کی تیاری میں موزوں اکاؤنٹنگ پالیسیوں کا اطلاق کیا گیا ہے اور اکاؤنٹنگ تخمینے معقول اور محتاط اندازوں پر مبنی ہیں۔

d. مالیاتی گوشواروں کی تیاری میں بین الاقوامی مالیاتی رپورٹنگ کے معیارات، جس حد تک ان کا پاکستان میں اطلاق ہوتا ہے، Non-Bینکنگ فنانس کمپنیز (اسٹابلشمنٹ اور ریگولیشنز) کے ضوابط، 2003ء، Non-Bینکنگ فنانس اینڈ نوٹیفائیڈ انڈسٹری ریگولیشنز، 2008ء، متعلقہ ڈسٹریکٹس کی شرائط اور سیکیورٹیز اینڈ ایکسچینج کمیشن آف پاکستان کی جاری کردہ ہدایات کی تعمیل کی گئی ہے۔

e. انٹرنل کنٹرول کا نظام مستحکم خطوط پر استوار اور نافذ ہے اور اس کی مؤثر نگرانی کی جاتی ہے، اور اسے مزید بہتر بنانے کی کوششیں جاری ہیں۔

f. کمپنی کے کاروبار جاری رکھنے کی صلاحیت میں کوئی شبہات نہیں ہیں۔

g. لسٹنگ قوانین میں تفصیلاً بیان کردہ کارپوریٹ گورننس کی بہترین روایات سے کوئی قابل ذکر انحراف نہیں کیا گیا ہے۔

h. کارپوریٹ گورننس کے ضابطہء اخلاق کے مطابق مطلوبہ کلیدی مالیاتی اعداد و شمار کا خلاصہ مالیاتی گوشواروں کے ساتھ ملحق ہے۔

i. واجب الاداء ٹیکسز، ڈیویڈنڈ، محصولات اور چارجز (اگر کوئی ہیں تو) ملاحظہ آڈٹ شدہ مالیاتی گوشواروں میں مکمل طور پر ظاہر کیے گئے ہیں۔

j. پراویڈنٹ فنڈ میں سرمایہ کاریوں کی مالیت کے اسٹیٹمنٹ کا اطلاق فنڈ پر نہیں ہوتا لیکن مینجمنٹ کمپنی پر ہوتا ہے، چنانچہ مینجمنٹ کمپنی کی ڈائریکٹرز رپورٹ میں اس حوالے سے کوئی معلومات ظاہر نہیں کی گئی ہیں۔

k. تمام ڈائریکٹرز ڈائریکٹرز بینک پروگرام، کورس مکمل کر چکے ہیں یا خاطر خواہ تجربے کی بنیاد پر اس سے مستثنیٰ ہیں۔

l. این بی ایف سی کے قواعد و ضوابط اور کارپوریٹ گورننس کے ضابطہء اخلاق کے تحت مطلوب یونٹ ہولڈنگ کا تفصیلی خاکہ مالیاتی گوشواروں کے ساتھ ملحق ہے۔

m. بورڈ آف ڈائریکٹرز کی میٹنگ میں حاضری کی تفصیلات مالیاتی گوشواروں میں ظاہر کی گئی ہیں۔ 30 جون 2017ء کو ختم ہونے والے سال کے دوران ہونے والی کمیٹی میٹنگز کی تفصیلات درج ذیل ہیں:

ڈائریکٹرز رپورٹ

دوسری ششماہی میں پیداواری خم سیدھا رہا، جبکہ اسٹیٹ بینک آف پاکستان نے لکوڈیٹی کا انتظام خاطر خواہ حد تک چلایا۔ مارکیٹ میں شریعہ انٹرنیشنل کی رسد کمزور رہی کیونکہ اسٹیٹ بینک آف پاکستان نے مالی سال 2017ء میں مقررہ شرح پر ریٹیل کی ترتیب پر مبنی صرف ایک اجارہ سلگ نیلامی کا انعقاد کیا جس نے 5.24 فیصد منافع جات پیش کیے اور میچور ہونے والے 50 بلین روپے کے اجارہ سلگ کے بالمقابل 71 بلین روپے قرض حاصل کیے۔ چنانچہ اسلامی سرمایہ کاری کے مواقع کی قلت کی نشاندہی ہوئی۔

فنڈ کی کارکردگی

زیر جائزہ مدت کے دوران فنڈ نے ایک سال پر محیط منافع 7.11 فیصد حاصل کیا جو اس کے مقررہ معیار 4.18 فیصد کے مقابلے میں 2.93 فیصد بہتر کارکردگی ہے۔ ماہ جون کے اختتام پر WAM کی سطح 7 ایام تھی۔ WAM کو دوران مدت بتدریج کم کیا گیا تاکہ ماہ جون کے اختتام پر بینک کی پیش کردہ ہڈ کشش شرحوں کا فائدہ اٹھایا جاسکے۔

ماہ جون کے اختتام پر فنڈ کی سرمایہ کاری TDRs میں 7.8 فیصد، نقد میں 91.2 فیصد جبکہ کمرشل پیپرز میں 0.5 فیصد تھی۔ نقد میں زیادہ سرمایہ کاری کی وجہ یہ تھی کہ بینک ڈپازٹس پر منافع بخش شرحیں پیش کی گئی تھیں۔

30 جون 2017ء کو فنڈ کے net اثاثہ جات 10,093 ملین روپے تھے، جو 30 جون 2016ء کو 3,958 ملین روپے کے مقابلے میں 155 فیصد اضافہ ہے۔

30 جون 2017ء کو net اثاثہ جاتی قدر (NAV) فی یونٹ 100.5342 روپے تھی، جو آغاز مدت یعنی 30 جون 2016ء کو 100.3368 روپے فی یونٹ کے مقابلے میں 0.1975 روپے فی یونٹ اضافہ ہے۔

مستقبل کا منظر

گزشتہ چند برسوں میں حاصل ہونے والے خیر منافع جات تیل کی قیمتوں میں کمی کے ثمرات ہیں جس کی بدولت خارجی اکاؤنٹ، CPI، ڈسکاونٹ کی شرح اور حتیٰ کہ مالیاتی اکاؤنٹ کی بھی صورتحال سبسڈیز کے بوجھ میں کمی کے اعتبار سے بہتر ہوئی۔ بین الاقوامی اشیاء کا مستقبل ابھی تک نامواثر نظر آتا ہے اور کرنٹ اکاؤنٹ کے بڑھتے ہوئے خسارے کے باعث مستقبل کی راہیں مشکلات سے پر نظر آ رہی ہیں۔

مالی سال 2017ء میں 27 بلین ڈالر کا تجارتی خسارہ CPEC کے تحت مشینری کی درآمدات کے باعث مزید بڑھ سکتا ہے اور متعدد مقامی کیپیٹل منصوبے درآمدات کے بل پر غالب ہوں گے۔ دوسری جانب ٹیکسٹائل پنچ کے تحت ری بیٹس کے حوالے سے حکومت کی خاموشی اور زر مبادلہ کے ذخائر کے ذریعے پاکستانی روپے کی معاونت کرنے کے لئے حکومتی لچک کے باعث برآمدات متوقع طور پر دباؤ میں رہیں گی۔ بڑھتے ہوئے تجارتی خسارے اور ترسیلات زر کی کمزور صورتحال کی بنیاد پر ہم اگلے سال کرنٹ اکاؤنٹ کے خسارے کو 15 بلین ڈالر (مجموعی ملکی پیداوار کا 4 فیصد) تک پہنچتا دیکھ رہے ہیں، جو 2008ء میں ادائیگیوں کے توازن کے بحران میں پیدا ہونے والے حالات سے اب بھی بہت دور ہے، جب کرنٹ اکاؤنٹ کا خسارہ 14 بلین ڈالر (مجموعی ملکی پیداوار کا 8 فیصد) تک پہنچ گیا تھا۔ تاہم بڑھتے ہوئے کرنٹ اکاؤنٹ کے خسارے کے ساتھ ساتھ انٹریٹ کی ادائیگی کے باعث مالی سال 2018ء میں 18-19 بلین ڈالر کی مالیت کی فراہمی کی ضرورت پیدا ہو سکتی ہے، جس کے باعث پاکستانی روپے کی قدر میں کمی کا واضح امکان ہے۔

کنزیومر پرائس انڈیکس (CPI) مالی سال 2018ء میں مناسب حد تک قابو میں رہے گا۔ ہمارے اندازے کے مطابق مالی سال 2018ء میں افراط زر کا اوسط 4.5 فیصد ہوگا۔ اگرچہ روپے کی قدر میں کمی اور اشیاء کی قیمتوں کے باعث تخمینوں کو خطرات لاحق ہیں، لیکن توقع ہے کہ اگلے سال CPI کی پست سطح کے سبب مدت قریب میں مالیاتی تنگی کی ضرورت نہیں پڑے گی۔

انٹریٹ کی پست شرح کے ماحول کے ساتھ ساتھ CPEC سے منسلک منصوبوں کی بنیاد پر حکومت کا مجموعی ملکی پیداوار کا 6 فیصد ہدف زیادہ بلند نہیں معلوم ہوتا، اگر خارجی اکاؤنٹ کا جھکاؤ اور سیاسی عدم استحکام ترقی کی گاڑی کو پٹری سے اُتار نہ دے۔

ایکویٹی مارکیٹ پانا مسئلے کے نتیجے کی بنیاد پر اپنا اگلا قدم طے کرنے کے لئے تیار ہے۔ مارکیٹ اپنے عروج سے تقریباً 13 فیصد زوال کے بعد بظاہر وزیر اعظم ہاؤس میں تبدیلی کے خطرے کے حوالے سے احتیاطی تدابیر اختیار کر چکی ہے، تاہم عدالتی فیصلے کے نتیجے میں پی ایم ایل (این) کا شیرازہ بکھرنے اور وزیر خزانہ کی نااہلیت سے

ڈائریکٹرز رپورٹ

عزیز سرمایہ کار

بورڈ آف ڈائریکٹرز کی طرف سے ایم سی بی کی پیشین گوئی آپٹائزر کے 30 جون 2017ء کو اختتام پذیر ہونے والے سال کے اکاؤنٹس کا جائزہ پیش خدمت ہے۔

معیشت اور بازار کا مجموعی جائزہ

مالی سال 2017ء میں پاکستان کی معیشت نے 5.28 فیصد ترقی کی جو گزشتہ دس سالوں میں سب سے زیادہ ترقی ہے۔ اگرچہ 5.7 فیصد کا ہدف حاصل نہ ہو سکا لیکن اس کے باوجود استحکام کے مرحلے سے ترقی کی بلند شرح کی طرف سفر خوش آئند ہے۔ زرعی شعبہ سب سے آگے رہا جس نے ایک سال قبل 0.26 فیصد ترقی کی تھی جبکہ اس سال 3.5 فیصد ترقی کی۔ اس کی معاونت سروسز نے 6 فیصد YoY ترقی کے ساتھ کی۔ صنعتی رُخ پر بڑے پیمانے کے مینوفیکچرنگ شعبے نے 11MFY17 میں 5.7 فیصد ترقی کی، اور اس میں اہم ترین کردار صارفی، تعمیر اور توانائی کے شعبوں نے ادا کیا۔ گاڑیوں کے شعبے نے دو عدد پر مشتمل ترقی کی؛ اس شعبے میں مانگ بڑھتی رہی اور مقامی OEMs نے نئے ماڈل متعارف کرائے۔ CPEC سے منسلک اور دیگر انفراسٹرکچر کی سرمایہ کاری کی بدولت تعمیرات سے منسلک صنعتوں مثلاً اسٹیل اور سینٹ کوکوت فراہم ہونے کا عمل جاری رہا۔

خارجی رُخ پر درآمدات میں 17.7 فیصد اضافے اور برآمدات میں 1.4 فیصد کمی کے باعث تجارتی خسارہ وسیع ہو کر مالی سال 2017ء میں 26.9 بلین ڈالر ہو گیا جبکہ ایک سال قبل 19.3 بلین ڈالر تھا۔ درآمدات میں اہم ترین کردار پٹرولیم مصنوعات نے 10.6 بلین ڈالر یعنی 21 فیصد زیادہ ترقی کی صورت میں ادا کیا۔ دوسرے نمبر پر خوراک (15 فیصد YoY اضافہ) اور مشینری (10 فیصد YoY اضافہ) کے شعبے رہے۔ تیل کی قیمتوں میں اضافے، گیس کی کمی کو پورا کرنے کے لئے ایل این جی کی درآمدات، صارفی مصنوعات کی مانگ میں تیزی سے بڑھتے ہوئے اضافے، اور مختلف منصوبوں کے لئے کپٹیل اشیاء کی درآمد کے باعث مالی سال 2017ء میں درآمدات کا بل 48.5 بلین ڈالر تک پہنچ گیا۔

مالی سال 2017ء میں ترسیل زر گزشتہ سال کے مقابلے میں 3.08 فیصد کمی کا شکار ہو کر 19.3 بلین ڈالر ہو گئیں، اور اس کے اہم ترین اسباب مشرق وسطیٰ میں روزگاری صورتحال اور عالمی سطح پر متوقع سے کم حصولیات ہیں۔

مندرجہ بالا دو اسباب (ترسیل زر میں کمی اور CA خسارے میں اضافے) کے نتیجے میں غیر زرمبادلہ کے ذخائر پر دباؤ بڑھ رہا ہے، جو زیر جائزہ سال کے اختتام پر 21.368 بلین ڈالر تھے، اور یہ یکم جولائی 2016ء سے تاحال 1.72 بلین ڈالر کمی ہے۔

عرب لائٹ کی اوسط قیمتوں میں 19 فیصد YoY اضافے کے باوجود CPI کی سطح پست رہی اور اس میں مالی سال 2017ء کے دوران 4.15 فیصد اضافہ ہوا، جس کی سب سے بڑی وجہ خوراک، نقل و حمل اور رہائشی کرائے کے شعبوں میں قابل ذکر ترقی ہے۔

حکومت مالیاتی خسارے کو 4.2 فیصد پر برقرار رکھ سکی جو متعین شدہ ہدف 3.8 فیصد سے تھوڑا زیادہ ہے۔ مجموعی اخراجات اور مجموعی آمدنی، دونوں میں 12 فیصد YoY اضافہ ہوا جبکہ مالیاتی توازن میں 11 فیصد YoY اضافہ ہوا۔ حکومت نے مالی سال 2018ء کے لئے مالیاتی خسارے کا ہدف 4.1 فیصد متعین کیا ہے۔ CA خسارے کے علاوہ ایک اور تشویشناک امر تجارتی خسارے میں اضافہ، اور اس بڑھتے ہوئے فرق کو پُر کرنے کے لئے مالیات فراہم کرنے کے لئے پبلک اور پرائیویٹ قرضہ جات میں اضافہ ہے۔ مارچ 2017ء تک پاکستان مجموعی طور پر 23.95 ٹریلین روپے کا قرض دار تھا، جو ایک سال کے دوران 2.33 ٹریلین روپے کا اضافہ ہے۔

اسٹیٹ بینک آف پاکستان نے اپنے تازہ ترین مالیاتی پالیسی کے جائزے برائے اگلے دو ماہ میں پالیسی کی شرح کو متواتر ساتویں مرتبہ 5.75 فیصد برقرار رکھا ہے۔ پالیسی کمیٹی کی بدستور مثبت خیالی کی بنیاد CPEC اور دیگر منصوبے ہیں جن کی بدولت دوران سال روپیہ نسبتاً مستحکم رہا اور ان کے ذریعے مستقبل میں آمدات متوقع ہیں۔ بازار زر میں موجودہ غیر یقینی سیاسی صورتحال کی بھی عکاسی ہوئی، جہاں اسٹیٹ بینک آف پاکستان کی فراہم کردہ ایک عارضی چھوٹ کے نتیجے میں ایک دن میں تقریباً 4 فیصد کمی ہوئی، تاہم بعد ازاں وزیر خزانہ کی پیش کردہ صفائی اور قیاسی کارروائیوں سے جنگ کے بھرپور عزم کے اظہار کے نتیجے میں صورتحال بحال ہو گئی۔

ادائیگیوں کے توازن کے خسارہ جات کے باعث بینکاری کے نظام کے Net غیر ملکی اثاثہ جات سکڑ گئے۔ مالی سال 2016ء کے اختتام پر 1.0 ٹریلین روپے تھے جبکہ مالی سال 2017ء کے اختتام پر صرف 601 بلین روپے رہ گئے۔ حکومت کے خطیر بجٹ خساروں سے نمٹنے کے باعث M2 ترقی بلند سطح پر قائم رہی

(+13.7 فیصد Y/Y) اور بینکاری کے نظام کے Net مقامی اثاثہ جات میں 18.3 فیصد YoY ترقی ہوئی۔ حکومت نے مالیات کے لئے اسٹیٹ بینک آف پاکستان پر انحصار کرتے ہوئے 908 بلین روپے قرض حاصل کیا جس کے نتیجے میں مقامی بینکوں کو خاطر خواہ لیکویڈٹی فراہم ہوئی۔ مالی سال 2017ء کی

REPORT OF THE FUND MANAGER FOR THE YEAR ENDED JUNE 30, 2017

Fund Type and Category

MCB Cash Management Optimizer (CMOP) is an open end fund money market fund, and has the leverage to invest in short term government securities, repurchase agreements, term deposit and money market placements with scheduled banks with a maximum maturity of 180 days and weighted average maturity up to 90 days.

Fund Benchmark

Investment Objective

To provide unit-holders competitive returns from a low risk portfolio of short duration assets while maintaining high liquidity.

Investment Strategy

The Fund through active management will aim to provide optimum returns for its Unit Holders by investing in highly liquid debt securities issued by the Government of Pakistan as well as TDR to AA or above rated banks.

Manager's Review

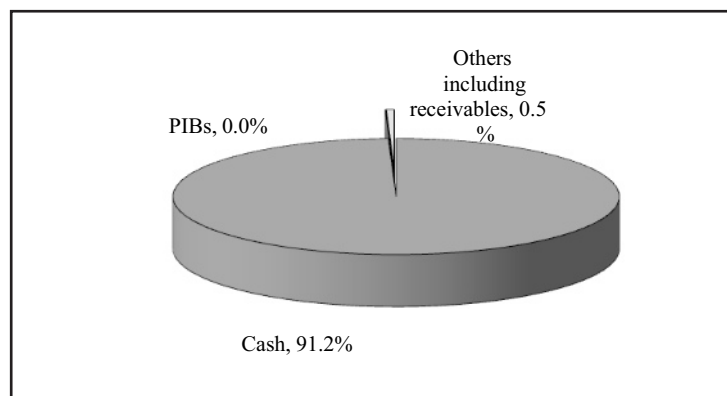
During the year, the fund generated an annualized return of 7.11% as against its benchmark return of 4.18%, an out performance of 2.93%. The fund adjusted its WAM several times during the year to take advantage of varying interest rate scenarios.

The fund increased its exposure in cash to 91.2% and decreased it in TDRs to 7.8%.

The Net Asset of the Fund as at June 30, 2017 stood at Rs.10093 million as compared to Rs 3958 million as at June 30, 2016 registering an increase of 155%.

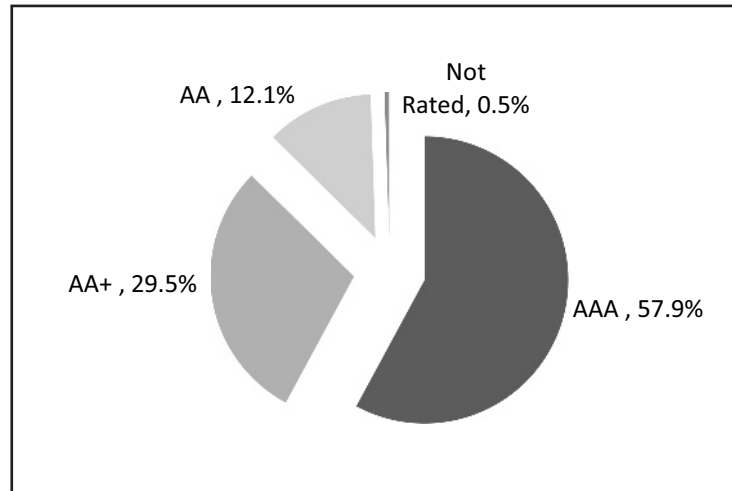
The Net Asset Value (NAV) per unit as at June 30, 2017 was Rs. 100.5342 as compared to opening NAV of Rs. 100.3367 per unit as at June 30, 2016 registering an increase of Rs. 0.1974 per unit.

Asset Allocation as on June 30, 2017 (% of total assets)



**REPORT OF THE FUND MANAGER
FOR THE YEAR ENDED JUNE 30, 2017**

Asset Quality as of June 30, 2017 (% of total assets)



**Mr. Saad Ahmed
Fund Manager**

Karachi: August 04, 2017

TRUSTEE REPORT TO THE UNIT HOLDERS FOR THE YEAR ENDED JUNE 30, 2017

CENTRAL DEPOSITORY COMPANY OF PAKISTAN LIMITED

Head Office:

CDC House, 99-B, Block 'B',
S.M.C.H.S. Main Shahra-e-Faisal,
Karachi - 74400, Pakistan.
Tel: (92-21) 111-111-500
Fax: (92-21) 34326020 - 23
URL: www.cdcpakistan.com
Email: info@cdcpak.com



TRUSTEE REPORT TO THE UNIT HOLDERS

MCB CASH MANAGEMENT OPTIMIZER

Report of the Trustee pursuant to Regulation 41(h) and clause 9 of Schedule V of the Non-Banking Finance Companies and Notified Entities Regulations, 2008

We Central Depository Company of Pakistan Limited, being the Trustee of MCB Cash Management Optimizer (the Fund) are of the opinion that MCB-Arif Habib Savings and Investments Limited being the Management Company of the Fund has in all material respects managed the Fund during the year ended June 30, 2017 in accordance with the provisions of the following:

- (i) Limitations imposed on the investment powers of the Management Company under the constitutive documents of the Fund;
- (ii) The pricing, issuance and redemption of units are carried out in accordance with the requirements of the constitutive documents of the Fund; and
- (iii) The Non-Banking Finance Companies (Establishment and Regulations) Rules, 2003, the Non-Banking Finance Companies and Notified Entities Regulations, 2008 and the constitutive documents of the Fund.

Aftab Ahmed Diwan
Chief Executive Officer
Central Depository Company of Pakistan Limited

Karachi: September 08, 2017



STATEMENT OF COMPLIANCE WITH THE CODE OF CORPORATE GOVERNANCE FOR THE YEAR ENDED JUNE 30, 2017

This statement is being presented by the Board of Directors of MCB Arif Habib Savings and Investments Limited, the Management Company of MCB Cash Management Optimizer to comply with the Code of Corporate Governance (the code) contained in regulation # 5.19 of chapter 5 of the Rule Book of the Pakistan Stock Exchange Limited for the purpose of establishing a framework of good governance, whereby a listed company is managed in compliance with the best practices of corporate governance.

The company has applied the principles contained in the Code in the following manner:

1. The Company encourages representation of independent non-executive directors on its Board of Directors. At present the Board includes

Category	Names
Independent Directors	<ol style="list-style-type: none"> 1. Dr. Syed Salman Ali Shah 2. Mr. Haroun Rashid 3. Mr. Mirza Qamar Beg
Executive Directors	<ol style="list-style-type: none"> 1. Mr. Muhammad Saqib Saleem—Chief Executive Officer
Non – Executive Directors	<ol style="list-style-type: none"> 1. Mian Mohammad Mansha-Chairman 2. Mr. Ahmed Jehangir 3. Mr. Samad Habib 4. Mr. Nasim Beg – Vice Chairman


The independent directors meet the criteria of independence under clause 5.19.1 (b) of the Code.

2. The directors have confirmed that none of them is serving as a director on more than seven listed companies, including this Company (excluding the listed subsidiaries of listed holding companies where applicable).
3. All the resident directors of the Company are registered as taxpayers and none of them has defaulted in payment of any loan to a banking company, a DFI or an NBFIs or, being a broker of a stock exchange, has been declared as a defaulter by that stock exchange.
4. During the period no casual vacancy occurred on the board of the Company.
5. The Company has prepared a ‘Code of Conduct’ and has ensured that appropriate steps have been taken to disseminate it throughout the company along with its supporting policies and procedures.
6. The Board has developed vision / mission statement, overall corporate strategy and significant policies of the company. A complete record of particulars of significant policies along with the dates on which they were approved or amended has been maintained.
7. All the powers of the Board have been duly exercised and decisions on material transactions, including appointment and determination of remuneration and terms and conditions of employment of the CEO, other executive and non-executive directors, have been taken by the Board.
8. Out of the total eight meetings only one meeting of the Board was presided over by the chairman which was held on August 5, 2016. Five meetings were presided over by Mr. Nasim Beg and two meetings were presided by Dr. Syed Salman Ali Shah duly elected by the board for the purpose and the Board met at least once in every quarter. Written notices of the Board meetings, along with agenda and working papers, were circulated at least seven days before the meetings. The minutes of the meetings were appropriately recorded and circulated.
9. During the year, one director Mr. Mirza Qamar Beg was included on the Board of Directors and is complied with the Director’s Training Programme. All remaining directors on the board already possess the required training or are exempt on the basis of specified qualification and experience as required by the Code.
10. Company Secretary and Head of Internal Audit continued their services and there was no change in these positions during the year. The Chief Financial Officer was appointed during the year on February 02, 2017 and the board has approved the remuneration and terms and conditions of the employment of the CFO.
11. The Directors’ Report for this year has been prepared in compliance with the requirements of the Code and fully describes the salient matters required to be disclosed.


STATEMENT OF COMPLIANCE WITH THE CODE OF CORPORATE GOVERNANCE FOR THE YEAR ENDED JUNE 30, 2017

12. The financial statements of the Company were duly endorsed by CEO and CFO before approval of the Board.
13. The Directors, CEO and executives do not hold any interest in the shares of the Company other than that disclosed in the pattern of shareholding.
14. The Company has complied with all the corporate and financial reporting requirements of the Code.
15. The Board has formed an Audit Committee. It comprises of four members, all of whom are non-executive directors including the chairman of the committee who is an independent director.
16. The meetings of the Audit Committee were held at least once every quarter prior to approval of interim and final results of the Company as required by the Code. The terms of reference of the Committee have been formed and advised to the Committee for compliance.
17. The Board has formed an HR and Remuneration Committee. It comprises of five members, of whom four are non-executive directors and one is executive Director and the chairman of the committee is also a non-executive director.
18. The Board has set up an effective internal audit function, the members of which are suitably qualified and experienced for the purpose and are conversant with the policies and procedures of the Company.
19. The statutory auditors of the Company have confirmed that they have been given a satisfactory rating under the quality control review program of the ICAP, that they or any of the partners of the firm, their spouses and minor children do not hold shares of the Company and that the firm and all its partners are in compliance with International Federation of Accountants (IFAC) guidelines on code of ethics as adopted by the ICAP.
20. The statutory auditors or the persons associated with them have not been appointed to provide other services except in accordance with the listing regulations and the auditors have confirmed that they have observed IFAC guidelines in this regard.
21. The 'closed period', prior to the announcement of interim/final results, and business decisions, which may materially affect the market price of company's securities, was determined and intimated to directors, employees and stock exchange.
22. Material/price sensitive information has been disseminated among all market participants at once through stock exchange.
23. The Board has formulated a mechanism for an annual evaluation of its own performance. The evaluation has been done in the board meeting held on August 04, 2017.
24. The company has complied with the requirements relating to maintenance of register of persons having access to inside information by designated senior management officer in a timely manner and maintained proper record including basis for inclusion or exclusion of names of persons from the said list.
25. We confirm that all other material principles enshrined in the Code have been complied with.

On behalf of the Board



Muhammad Saqib Saleem
Chief Executive Officer
Karachi: August 04, 2017



Nasim Beg
Director / Vice Chairman

REVIEW REPORT TO UNIT HOLDERS ON THE STATEMENT OF COMPLIANCE WITH THE BEST PRACTICES OF THE CODE OF CORPORATE GOVERNANCE

Deloitte.

Deloitte Yousuf Adil
Chartered Accountants
Cavish Court, A-35, Block 7 & 8
KCHSU, Shahrah-e-Faisal
Karachi-75350
Pakistan

Tel: +92 (0) 21 3454 6494-7
Fax: +92 (0) 21- 3454 1314

www.deloitte.com

REVIEW REPORT TO THE UNIT HOLDERS ON THE STATEMENT OF COMPLIANCE WITH THE CODE OF CORPORATE GOVERNANCE

We have reviewed the enclosed Statement of Compliance with the best practices contained in the Code of Corporate Governance (the Code) prepared by the Board of Directors of **MCB-Arif Habib Savings & Investments Limited**, the Management Company (the Company) of **MCB Cash Management Optimiser (the Fund)** for the year ended June 30, 2017 to comply with the requirements of clause no. 5.19 of chapter 5 of the Rule Book of the Pakistan Stock Exchange Limited where the Fund is listed.

The responsibility for compliance with the Code is that of the Board of Directors of the Company. Our responsibility is to review, to the extent where such compliance can be objectively verified, whether the Statement of Compliance reflects the status of the Company's compliance with the provisions of the Code and report if it does not and to highlight any non-compliance with the requirements of the Code. A review is limited primarily to inquiries of the Company's personnel and review of various documents prepared by the Company to comply with the Code.

As a part of our audit of the financial statements we are required to obtain an understanding of the accounting and internal control systems sufficient to plan the audit and develop an effective audit approach. We are not required to consider whether the Board of Directors' statement on internal control covers all risks and controls or to form an opinion on the effectiveness of such internal controls, the Company's corporate governance procedures and risks.

The Code requires the Company to place before the Audit Committee, and upon recommendation of the Audit Committee, place before the Board of Directors for their review and approval its related party transactions distinguishing between transactions carried out on terms equivalent to those that prevail in arm's length transactions and transactions which are not executed at arm's length price and recording proper justification for using such alternate pricing mechanism. We are only required and have ensured compliance of this requirement to the extent of the approval of the related party transactions by the Board of Directors upon recommendation of the Audit Committee. We have not carried out any procedures to determine whether the related party transactions were undertaken at arm's length price or not.

Based on our review, nothing has come to our attention which causes us to believe that the Statement of Compliance does not appropriately reflect the Company's compliance, in all material respects, with the best practices contained in the Code as applicable to the Company for the year ended June 30, 2017.


Chartered Accountants
MA

Date: 04 AUG 2017
Karachi

Member of
Deloitte Touche Tohmatsu Limited

**INDEPENDENT AUDITOR'S REPORT TO THE UNIT HOLDERS
FOR THE YEAR ENDED JUNE 30, 2017**

Deloitte.

Deloitte Yousuf Adil
Chartered Accountants
Cavish Court, A-35, Block 7 & 8
KCHSU, Shahrah-e-Faisal
Karachi-75350
Pakistan

Tel: +92 (0) 21 3454 6494-7
Fax: +92 (0) 21- 3454 1314

www.deloitte.com

INDEPENDENT AUDITORS' REPORT TO THE UNIT HOLDERS

REPORT ON THE FINANCIAL STATEMENTS

We have audited the accompanying financial statements of **MCB Cash Management Optimizer** (the Fund), which comprise the statement of assets and liabilities as at June 30, 2017, and the related income statement, statement of comprehensive income, distribution statement, statement of movements in unit holder's fund, cash flow statement for the year then ended and a summary of significant accounting policies together and other explanatory notes.

Management Company's responsibility for the financial statements

The Management Company (MCB-Arif Habib Savings and Investments Limited) of the Fund is responsible for the preparation and fair presentation of these financial statements in accordance with the approved accounting standards as applicable in Pakistan, and for such internal control as management determines is necessary to enable the preparation of financial statements that are free from material misstatement, whether due to fraud or error.

Auditors' responsibility

Our responsibility is to express an opinion on these financial statements based on our audit. We conducted our audit in accordance with International Standards on Auditing as applicable in Pakistan. Those standards require that we comply with ethical requirements and plan and perform the audit to obtain reasonable assurance about whether the financial statements are free from material misstatement.

An audit involves performing procedures to obtain audit evidence about the amounts and disclosures in the financial statements. The procedures selected depend on the auditors' judgment, including the assessment of the risks of material misstatement of the financial statements, whether due to fraud or error. In making those risk assessments, the auditor considers internal control relevant to the Fund's preparation and fair presentation of the financial statements in order to design audit procedures that are appropriate in the circumstances, but not for the purpose of expressing an opinion on the effectiveness of the Fund's internal control. An audit also includes evaluating the appropriateness of accounting policies used and the reasonableness of accounting estimates made by management, as well as evaluating the overall presentation of the financial statements. We believe that the audit evidence we have obtained is sufficient and appropriate to provide a basis for our audit opinion.

Opinion

In our opinion, the financial statements give a true and fair view of the state of the Fund's financial position as at June 30, 2017 and of its financial performance, cash flows and transactions for the year then ended in accordance with the approved accounting standards as applicable in Pakistan.

Member of
Deloitte Touche Tohmatsu Limited

INDEPENDENT AUDITOR'S REPORT TO THE UNIT HOLDERS
FOR THE YEAR ENDED JUNE 30, 2017

Deloitte.

Deloitte Yousuf Adil
Chartered Accountants

Other matter

The financial statements of the Fund for the year ended June 30, 2016 were audited by another firm of Chartered Accountants who vide their report dated August 05, 2016 issued an unqualified opinion thereon.

REPORT ON OTHER LEGAL AND REGULATORY REQUIREMENTS

In our opinion, the financial statements have been prepared in all material respects in accordance with the relevant provisions of Non-Banking Finance Companies (Establishment and Regulation) Rules, 2003 and Non-Banking Finance Companies and Notified Entities Regulations, 2008.


Chartered Accountants
D.Y.A.

Engagement Partner
Mushtaq Ali Hirani

Date: 04 AUG 2017
Karachi


Member of
Deloitte Touche Tohmatsu Limited

**STATEMENT OF ASSETS AND LIABILITIES
AS AT JUNE 30, 2017**

	Note	2017 ----- (Rupees in '000) -----	2016 -----
ASSETS			
Balances with banks	5	9,307,714	3,025,336
Investments	6	848,644	1,102,430
Prepayments and profit receivable	7	53,035	32,804
Total assets		10,209,393	4,160,570
LIABILITIES			
Payable to Management Company		5,612	3,649
Payable to Central Depository Company of Pakistan Limited - Trustee		628	406
Payable to Securities and Exchange Commission of Pakistan		5,287	5,391
Accrued expenses and other liabilities	8	104,861	192,836
Total liabilities		116,388	202,282
NET ASSETS		10,093,005	3,958,288
Unit holders' fund (as per statement attached)		10,093,005	3,958,288
Contingencies and Commitments	9		
		(Number of units)	
NUMBER OF UNITS IN ISSUE		100,393,708	39,450,036
		(Rupees)	
NET ASSET VALUE PER UNIT	4.12	100.5342	100.3367

The annexed notes from 1 to 27 form an integral part of these financial statements.


For MCB-Arif Habib Savings and Investments Limited
(Management Company)



Chief Executive Officer



Chief Financial Officer




Director

**INCOME STATEMENT
FOR THE YEAR ENDED JUNE 30, 2017**

	Note	2017 (Rupees in '000)	2016
INCOME			
Capital (loss) / gain on sale of investments - net		(9,250)	8,306
Income from government securities		53,844	348,122
Income from commercial paper		521	-
Profit on money market placement		50,653	74,436
Profit on bank deposits		341,591	62,586
		437,359	493,450
Net unrealised appreciation on re-measurement of investment classified as 'at fair value through profit or loss'	6.4	-	2
Total income		437,359	493,452
EXPENSES			
Remuneration of Management Company	10	44,433	53,320
Sindh Sales tax and Federal Excise Duty on Management fee		5,776	17,191
Remuneration of Central Depository Company of Pakistan Limited - Trustee	11	6,028	6,127
Sindh Sales tax on remuneration of Central Depository Company of Pakistan - Trustee	12	784	858
Annual fee of Securities and Exchange Commission of Pakistan	13	5,287	5,391
Allocated expenses and related taxes	14	7,965	4,024
Legal and professional		123	1,484
Brokerage expenses		626	1,000
Auditor's remuneration	15	1,057	1,069
Other expenses		742	892
Total operating expenses		72,821	91,356
Net operating income for the year		364,538	402,096
Net element of gain / (loss) and capital gains / (losses) included in prices of units issued less those in units redeemed			
- arising from capital gain / (loss) and unrealised gain / (loss)		4,929	(298,514)
- arising from other than capital gain / (loss) and unrealised gain / (loss)		(326,733)	(13,960)
		(321,804)	(312,474)
Net reversal of provision for Workers' Welfare Fund	8.1	97,948	-
Net income for the year before taxation		140,682	89,622
Taxation	16	-	-
Net income for the year after taxation		140,682	89,622
Earnings per unit	4.11	-	-

The annexed notes from 1 to 27 form an integral part of these financial statements.


**For MCB-Arif Habib Savings and Investments Limited
(Management Company)**



Chief Executive Officer



Chief Financial Officer




Director

**STATEMENT OF OTHER COMPREHENSIVE INCOME
FOR THE YEAR ENDED JUNE 30, 2017**

	2017	2016
	(Rupees in '000)	
Net income for the year after taxation	140,682	89,622
<i>Other comprehensive income for the year</i>		
<i>Items may be reclassified subsequently to income statement</i>		
Unrealised appreciation in value of investments classified as available for sale - net	8,317	79
Total comprehensive income for the year	148,999	89,701

The annexed notes from 1 to 27 form an integral part of these financial statements.


For MCB-Arif Habib Savings and Investments Limited
(Management Company)



Chief Executive Officer



Chief Financial Officer




Director

**DISTRIBUTION STATEMENT
FOR THE YEAR ENDED JUNE 30, 2017**

	2017	2016
	(Rupees in '000)	
Undistributed income brought forward:		
- Realised income	12,706	14,920
- Unrealised gain / (loss)	81	(1,526)
	12,787	13,394
Net income for the year	140,682	89,622
Net element of income and capital gains included in prices of units issued less those in units redeemed - amount representing unrealised appreciation	48,345	6,143
 Distributions to unit holders of the Fund:		
Final distribution at the rate of Rs. 6.90 (2016: Rs. 5.55) per unit declared on June 19, 2017 (2016: June 27, 2016)		
- Cash distribution	(157,200)	(96,372)
Undistributed income carried forward	44,614	12,787
Undistributed income carried forward		
- Realised income	44,614	12,706
- Unrealised gains	-	81
	44,614	12,787

The annexed notes from 1 to 27 form an integral part of these financial statements.


For MCB-Arif Habib Savings and Investments Limited
(Management Company)



Chief Executive Officer



Chief Financial Officer




Director

**STATEMENT OF MOVEMENT IN UNIT HOLDER'S FUND
FOR THE YEAR ENDED JUNE 30, 2017**

	2017	2016
	(Rupees in '000)	
Net assets at beginning of the year	3,958,288	12,532,647
Issue of 294,377,690 units (2016: 201,481,101 units) <i>(including 1,421,868 units reinvested by the unitholders against their dividend entitlement amounting to Rs. 142.69 million - net of tax)</i>	29,981,578	20,736,867
Redemption 233,434,019 of units (2016: 287,219,101 units)	(24,160,464)	(29,617,029)
	5,821,114	(8,880,162)
Net element of loss / (income) and capital losses / (gains) included in prices of units issued less those in units redeemed :		
- amount representing (income) / loss and capital (gains) / losses - transferred to income statement		
- from realized / unrealized (loss) / capital gain	(4,929)	298,514
- from other income	326,733	13,960
- amount representing (income) / loss and the capital (gain) / loss that forms part of unit holder's fund - transferred to Distribution Statement	(48,345)	(6,143)
	273,459	306,331
Net income for the year (excluding net unrealised appreciation in fair value of investments classified as 'at fair value through profit or loss', as available for sale and capital gain on sale of investments)	149,932	81,314
Capital gain on sale of investments - net	(9,250)	8,306
Net unrealised appreciation on re-measurement of investments classified as 'at fair value through profit or loss'	-	2
Net element of income and capital gains included in prices of units issued less those in units redeemed - transferred to distribution statement	48,345	6,143
Net unrealised appreciation on re-measurement of investments classified as 'available for sale - net'	8,317	79
Total comprehensive income for the year	148,999	95,844
Distributions during the year	(157,200)	(96,372)
Net assets at end of the year	10,093,005	3,958,288
	(Rupees)	
Net asset value per unit at the beginning of the year	100.3367	100.1100
Net asset value per unit at the end of the year	100.5342	100.3367

The annexed notes from 1 to 27 form an integral part of these financial statements.


For MCB-Arif Habib Savings and Investments Limited
(Management Company)



Chief Executive Officer



Chief Financial Officer




Director

**CASH FLOW STATEMENT
FOR THE YEAR ENDED JUNE 30, 2017**

	Note	2017 (Rupees in '000)	2016
CASH FLOWS FROM OPERATING ACTIVITIES			
Net income for the year before taxation		140,682	89,622
Adjustments for non cash and other items:			
Capital loss / (gain) on sale of investments - net		9,250	(8,306)
Net unrealised diminution on re-measurement of investment classified as 'at fair value through profit or loss'		-	(2)
Net element of loss and capital losses included in prices of units issued less those in units redeemed			
- arising from capital (loss) / gain and unrealised (loss) / gain		(4,929)	298,514
- arising from other than capital gain / (loss) and unrealised gain / (loss)		326,733	13,960
Net reversal of provision for Workers' Welfare Fund		(97,948)	-
		233,106	304,166
Decrease / (increase) in assets			
Investments		252,853	9,208,362
Prepayments and profit receivable		(20,231)	(22,804)
		232,622	9,185,558
Increase / (decrease) in liabilities			
Payable to Management Company		1,963	(1,437)
Payable to Central Depository Company of Pakistan Limited - Trustee		222	(164)
Payable to Securities and Exchange Commission of Pakistan		(104)	(2,891)
Accrued expenses and other liabilities		9,973	28,988
		12,054	24,496
Net cash flow generated from operating activities	A	618,464	9,603,842
CASH FLOWS FROM FINANCING ACTIVITIES			
Receipt against issuance of units		29,981,578	20,736,867
Payment against redemption of units		(24,160,464)	(29,617,029)
Cash distribution		(157,200)	(96,372)
Net cash generated from / (used in) from financing activities	B	5,663,914	(8,976,534)
Net increase in cash and cash equivalents	(A+B)	6,282,378	627,308
Cash and cash equivalents at beginning of the year		3,025,336	2,398,028
Cash and cash equivalents at end of the year		9,307,714	3,025,336

The annexed notes from 1 to 27 form an integral part of these financial statements.


For MCB-Arif Habib Savings and Investments Limited
(Management Company)



Chief Executive Officer



Chief Financial Officer



Director

NOTES TO AND FORMING PART OF THE FINANCIAL STATEMENTS FOR THE YEAR ENDED JUNE 30, 2017

1. LEGAL STATUS AND NATURE OF BUSINESS

- 1.1 MCB Cash Management Optimizer (the Fund) was established through a Trust Deed executed between Arif Habib Investments Limited (now MCB-ArifHabib Savings and Investments Limited), as Management Company and Central Depository Company of Pakistan Limited (CDC) as Trustee. The Trust Deed was executed on July 10, 2009 and was approved by the Securities and Exchange Commission of Pakistan (SECP) on July 30, 2009 in accordance with the Asset Management Companies Rules, 1995 (AMC Rules) repealed by Non-Banking Finance Companies (Establishment and Regulation) Rules, 2003 (NBFC Rules).
- 1.2 The Management Company of the Fund has been licensed to act as an Asset Management Company under the Non Banking Finance Companies (Establishment and Regulations) Rules 2003 through a certificate of registration issued by the SECP. The registered office of the Management Company is situated at 24th Floor, Centre Point, Off Shaheed-e-Millat Expressway, Near KPT Interchange, Karachi, Pakistan.
- 1.3 The Fund is an open-end mutual fund and has been categorised as 'Money Market Scheme' by the Board of Directors of the Management Company and offers units for public subscription on a continuous basis. The units are transferable and can also be redeemed by surrendering to the Fund. Unit holders are divided into plan 'A' and plan 'B'. The unit holders under plan "A" are entitled for bonus units as well as cash dividend, whereas unit holders under plan "B" are entitled for cash dividend. The units are listed on Pakistan Stock Exchange (PSX).
- 1.4 The Fund primarily invests in a mix of short term corporate debt and government securities, repurchase agreements, term deposit and money market placements with scheduled banks.
- 1.5 The Pakistan Credit Rating Agency (PACRA) Limited has assigned Management quality rating of AM2++ dated June 23, 2017 to the Management Company and "AA(f)" as stability rating dated July 12, 2017 to the Fund.
- 1.6 Title to the assets of the Fund is held in the name of Central Depository Company of Pakistan Limited as Trustee of the Fund.

2. STATEMENT OF COMPLIANCE

- 2.1 These financial statements have been prepared in accordance with approved accounting standards as applicable in Pakistan. Approved accounting standards comprise of such International Financial Reporting Standards (IFRS) issued by the International Accounting Standards Board as are notified under the Companies Ordinance, 1984, the requirements of Trust Deed, the Non-Banking Finance Companies (Establishment and Regulation) Rules, 2003 (the NBFC Rules), the Non-Banking Finance Companies and Notified Entities Regulations, 2008 (the NBFC Regulations), and directives issued by the Securities and Exchange Commission of Pakistan (SECP). Wherever the requirements of the Trust Deed, the NBFC Rules, the NBFC Regulations or directives issued by SECP differ with the requirements of the IFRS, the requirements of the Trust Deed, the NBFC Rules, the NBFC Regulations or the directives issued by the SECP shall prevail.

During the year, the Companies Act, 2017 (the new Companies Act) was enacted and promulgated by the SECP on May 30, 2017. However, SECP has notified through Circular No. 17 of July 20, 2017 that companies whose financial year closes on or before June 30, 2017 shall prepare their financial statements in accordance with the provisions of the repealed Companies Ordinance, 1984. Accordingly, the Fund shall prepare the financial statements for periods closing after June 30, 2017 in accordance with the provisions of the new Companies Act. The Fund is currently in process of determining impact, if any, on future financial statements due to implementation of the Act.

2.2 New accounting standards / amendments and IFRS interpretations that are effective for the year ended June 30, 2017

The following standards, amendments and interpretations are effective for the year ended June 30, 2017. These standards, interpretations and the amendments are either not relevant to the Fund's operations or are not expected to have significant impact on the Fund's financial statements other than certain additional disclosures.

Standards / amendments / interpretation	Effective date (accounting period beginning on or after)
Amendments to IFRS 10 'Consolidated Financial Statements', IFRS 12 'Disclosure of Interests in Other Entities' and IAS 28 'Investments in Associates and Joint Ventures' - Investment Entities: Applying the consolidation exception	January 01, 2016

NOTES TO AND FORMING PART OF THE FINANCIAL STATEMENTS FOR THE YEAR ENDED JUNE 30, 2017

Amendments to IFRS 10 'Consolidated Financial Statements', IFRS 12 'Disclosure of Interests in Other Entities' and IAS 28 'Investments in Associates and Joint Ventures' - Investment Entities: Applying the consolidation exception	January 01, 2016
Amendments to IFRS 11 'Joint Arrangements' - Accounting for acquisitions of interests in joint operations	January 01, 2016
Amendments to IAS 1 'Presentation of Financial Statements' - Disclosure initiative	January 01, 2016
Amendments to IAS 16 'Property Plant and Equipment' and IAS 38 'Intangible Assets' - Clarification of acceptable methods of depreciation and amortization	January 01, 2016
Amendments to IAS 16 'Property Plant and Equipment' and IAS 41 'Agriculture' - Measurement of bearer plants	January 01, 2016

Standards / amendments / interpretation

Effective date (accounting period beginning on or after)

Amendments to IAS 27 'Separate Financial Statements' - Equity method in separate financial statements	January 01, 2016
---	------------------

New accounting standards / amendments and IFRS interpretations that are not yet effective

The following standards, amendments and interpretations are only effective for accounting periods, beginning on or after the date mentioned against each of them. These standards, interpretations and the amendments are either not relevant to the Fund's operations or are not expected to have significant impact on the Fund's financial statements other than certain additional disclosures.

Amendments to IFRS 2 'Share-based Payment' - Clarification on the classification and measurement of share-based payment transactions	January 01, 2018
Amendments to IFRS 10 'Consolidated Financial Statements' and IAS 28 'Investments in Associates and Joint Ventures' - Sale or contribution of assets between an investor and its associate or joint venture	January 01, 2018
Amendments to IAS 7 'Statement of Cash Flows' - Amendments as a result of the disclosure initiative	January 01, 2017
Amendments to IAS 12 'Income Taxes' - Recognition of deferred tax assets for unrealised losses	January 01, 2017
Amendments to IAS 40 'Investment Property': Clarification on transfers of property to or from investment property	January 01, 2017
IFRIC 22 'Foreign Currency Transactions and Advance Consideration': Provides guidance on transactions where consideration against non-monetary prepaid asset / deferred income is denominated in foreign currency.	January 01, 2018
IFRIC 23 'Uncertainty over Income Tax Treatments': Clarifies the accounting treatment in relation to determination of taxable profit (tax loss), tax bases, unused tax losses, unused tax credits and tax rates, when there is uncertainty over income tax treatments under IAS 12 'Income Taxes'.	January 01, 2019

Certain annual improvements have also been made to a number of IFRSs.

Other than the aforesaid standards, interpretations and amendments, the International Accounting Standards Board (IASB) has also issued the following standards which have not been adopted locally by the Securities and Exchange Commission of Pakistan:

NOTES TO AND FORMING PART OF THE FINANCIAL STATEMENTS FOR THE YEAR ENDED JUNE 30, 2017

- IFRS 1 – First Time Adoption of International Financial Reporting Standards
- IFRS 9 – Financial Instruments
- IFRS 14 – Regulatory Deferral Accounts
- IFRS 15 – Revenue from Contracts with Customers
- IFRS 16 – Leases
- IFRS 17 – Insurance Contracts

Revised Adoption of new and revised laws, standards and interpretations

During the year, the Companies Act, 2017 (the new Companies Act) was enacted and promulgated by the SECP on May 30, 2017. However, SECP has notified through Circular No. 17 of July 20, 2017 that companies whose financial year closes on or before June 30, 2017 shall prepare their financial statements in accordance with the provisions of the repealed Companies Ordinance, 1984. Accordingly, the Company shall prepare the financial statements for periods closing after June 30, 2017 in accordance with the provisions of the new Companies Act. The Company is currently in process of determining impact, if any, on future financial statements due to implementation of the Act.

3. BASIS OF PREPARATION

3.1 Accounting convention

These financial statements have been prepared under the historical cost convention except for certain investments which have been marked to market and carried at fair value in accordance with the requirements of International Accounting Standard (IAS) 39: 'Financial Instruments' : Recognition and Measurement'.

3.2 Critical accounting estimates and judgments

The preparation of financial statements in conformity with approved accounting standards requires the use of certain critical accounting estimates. It also requires the management to exercise its judgment in the process of applying the Fund's accounting policies. Estimates and judgments are continually evaluated and are based on historical experience, including expectations of future events that are believed to be reasonable under the circumstances.

The area where various assumptions and estimates are significant to the Fund's financial statements or where judgment was exercised in application of accounting policies primarily related to classification and valuation of investments and impairment there against (note 4.1 and 4.3).

3.3 Functional and presentation currency

Items included in the financial statements are measured using the currency of the primary economic environment in which the Fund operates. These financial statements are presented in Pak Rupees which is the Fund's functional and presentation currency.

4. SUMMARY OF ACCOUNTING POLICIES

The principal accounting policies applied in the preparation of these financial statements are set out below. These policies have been consistently applied unless otherwise stated.

4.1 Financial assets

The Fund classifies its financial assets in the following categories:

NOTES TO AND FORMING PART OF THE FINANCIAL STATEMENTS FOR THE YEAR ENDED JUNE 30, 2017

a) Financial instruments at fair value through profit or loss

An instrument is classified as at fair value through profit or loss if it is held-for-trading or is designated as such upon initial recognition. Financial instruments are designated as 'at fair value through profit or loss' if the Fund manages such investments and makes purchase and sale decisions based on their fair value in accordance with the Fund's documented risk management or investment strategy. Financial assets which are acquired principally for the purpose of generating profit from short term price fluctuation or are part of the portfolio in which there is recent actual pattern of short term profit taking are classified as held for trading.

Financial instruments at fair value through profit or loss are measured at fair value and changes therein are recognised in the Income Statement.

All derivatives in a net receivable position (positive fair value), are reported as financial assets. All derivatives in a net payable position (negative fair value), are reported as financial liabilities.

b) Available-for-sale

Available for sale are non-derivative financial assets that are either designated in this category or not classified in any other category.

c) Loans and receivables

Loans and receivables are non-derivative financial assets with fixed or determinable payments that are not quoted in an active market, other than those classified by the Fund as 'at fair value through profit or loss' or 'available for sale'.

Recognition

The Fund recognises financial assets and financial liabilities on the date it becomes a party to the contractual provisions of the instruments.

All purchases and sales of securities that require delivery within the time frame established by regulation or market convention such as 'T+2' purchases and sales are recognised at the trade date. Trade date is the date on which the Fund commits to purchase or sell the financial assets.

Financial liabilities are not recognised unless one of the parties has performed its part of the contract.

Measurement

Financial instruments are measured initially at fair value (transaction price) plus, in case of a financial instrument not as at fair value through profit or loss, transaction costs that are directly attributable to the acquisition or issue of the financial instruments. Transaction costs on financial instruments at fair value through profit or loss are expensed out immediately.

Subsequent to initial recognition, financial instruments classified as at fair value through profit or loss and available for sale are measured at fair value. Gains or losses arising from changes in the fair value of the financial assets as at fair value through profit or loss are recognised in the Income Statement. Changes in the fair value of financial instruments classified as available-for-sale are recognised in Other Comprehensive Income until derecognised or impaired, when the accumulated adjustments recognised in Other Comprehensive Income are included in the Income Statement. The financial instruments classified as loans and receivables are subsequently measured at amortised cost less provision for impairment, if any.

Fair value measurement principles

Investment in debt securities are valued at the rates determined and notified by Mutual Funds Association of Pakistan (MUFAP) as per the methodology prescribed by SECP via Circular 1 of 2009, Circular 3 of 2010, Circular 33 of 2012 and Circular 35 of 2012. These Circulars also specify the criteria for application of discretionary discount to yield of any debt security calculated by MUFAP and contain criteria for the provisioning of non-performing debt securities.

Investment in thinly and non-traded debt securities with maturity up to six months are valued at their amortised cost in accordance with the requirements of Circular 1 of 2009 as amended by Circular 13 of 2009 and Circular 33 of 2012 issued by the SECP. The provisioning policy has been duly formulated and approved by the Board of Directors of the Management Company.

NOTES TO AND FORMING PART OF THE FINANCIAL STATEMENTS FOR THE YEAR ENDED JUNE 30, 2017

Basis of valuation of government securities

The investment of the Fund in government securities is valued on the basis of rates announced by the Financial Market Association of Pakistan, except the Government of Pakistan Ijarah Sukuks, which are valued on the basis of rates announced by Reuters.

Net gains and losses arising on changes in the fair value of financial assets carried at fair value through profit or loss are taken to the income statement. Net gains and losses arising from changes in fair value of available for sale financial assets are taken to the 'Other Comprehensive Income' until these are derecognized or impaired. At this time, the cumulative gain or loss previously recognized directly in the 'Other Comprehensive Income' is transferred to the 'Income Statement'.

4.2 Securities under repurchase / resale agreements

Transactions of purchase under resale (reverse-repo) of marketable and government securities, are entered into at contracted rates for specified periods of time. Securities purchased with a corresponding commitment to resell at a specified future date (reverse-repo) are not recognised in the Statement of Assets and Liabilities. Amounts paid under these agreements are recognised as receivable in respect of reverse repurchase transactions. The difference between purchase and resale price is treated as income from reverse repurchase transactions and accrued over the life of the agreement. All reverse repo transactions are accounted for on the settlement date.

4.3 Impairment

Financial assets not carried 'at fair value through profit or loss' are reviewed at each balance sheet date to determine whether there is any indication of impairment. A financial asset is impaired if there is objective evidence of impairment as a result of one or more events that occurred after the initial recognition of asset and that loss events had an impact on the future cash flows of that asset that can be estimated reliably.

An impairment loss in respect of a financial asset measured at amortized cost is calculated as the difference between its carrying amount and the present value of the estimated future cash flows discounted at the asset's original effective interest rate. Impairment losses are recognised in Income Statement. Any subsequent decrease in impairment loss on debt securities classified as available-for-sale is recognised in Income Statement.

The Board of Directors of the Management Company has formulated a comprehensive policy for making provision against non-performing investments in compliance with Circular 13 of 2009 and Circular 33 of 2012 issued by SECP.

4.4 Derecognition

The Fund derecognises a financial asset when the contractual right to the cash flows from the financial asset expires or it transfers the right to receive the contractual cash flows in a transaction in which substantially all the risks and rewards of ownership of the financial asset are transferred.

4.5 Offsetting of financial instruments

Financial assets and liabilities are offset and the net amount reported in the Statement of Assets and Liabilities when there is a legally enforceable right to set off the recognised amounts and there is an intention to settle on a net basis, or to realise the assets and settle the liabilities simultaneously.

4.6 Financial liabilities

All financial liabilities are recognized at the time when the Fund becomes a party to the contractual provisions of the instrument. They are initially recognized at fair value and subsequently stated at amortized cost. A financial liability is derecognized when the obligation under the liability is discharged or cancelled or expired. Financial liabilities include payable to the Management Company and other liabilities. Financial liabilities other than those at 'fair value through profit and loss' are measured at amortised cost using effective interest rate method.

NOTES TO AND FORMING PART OF THE FINANCIAL STATEMENTS FOR THE YEAR ENDED JUNE 30, 2017

4.7 Accrued expenses and other liabilities

Accrued expenses and other liabilities are recognised initially at fair value and subsequently stated at amortised cost.

4.8 Provisions

Provisions are recognised when the Fund has a present legal or constructive obligation as a result of past events, it is probable that an outflow of resources embodying economic benefits will be required to settle the obligation and a reliable estimate of the obligation can be made. Provisions are regularly reviewed and adjusted to reflect the current best estimate.

4.9 Other assets

Other assets are stated at cost less impairment losses, if any.

4.10 Taxation

Current

The Fund's income is exempt from Income Tax as per Clause 99 of Part I of the Second Schedule of the Income Tax Ordinance, 2001 subject to the condition that not less than 90% of the accounting income for the year as reduced by capital gains whether realised or unrealised is distributed amongst the unit holders. The Fund is also exempt from the provision of Section 113 (minimum tax) under Clause 11A of Part IV of the Second Schedule to the Income Tax Ordinance, 2001.

Deferred

The Fund provides for deferred taxation using the balance sheet liability method on all major temporary differences between the amounts used for financial reporting purposes and amounts used for taxation purposes. In addition, the Fund also records deferred tax asset on unutilized tax losses to the extent that it is no longer probable that the related tax benefit will be realized. However, the Fund has not recognized any amount in respect of deferred tax in these financial statements as the Fund, like in current year, intends to continue availing the tax exemption in future years as well by distributing at least ninety percent of its accounting income for the year as reduced by capital gains, whether realized or unrealised, to its unit holders every year.

4.11 Earnings per unit

Earnings per unit (EPU) has not been disclosed as in the opinion of the management determination of weighted average units for calculating EPU is not practicable.

4.12 Net asset value per unit

The net asset value (NAV) per unit, as disclosed on the Statement of Assets and Liabilities, is calculated by dividing the net assets of the Fund by the number of units in circulation at the year end.

4.13 Unit holders' fund

Unit holders' fund representing the units issued by the Fund, is carried at the net asset value representing the investors' right to a residual interest in the Fund assets.

4.14 Issue and redemption of units

Units issued are recorded at the offer price, determined by the Management Company for the applications received by the distributors during business hours on that day. The offer price represents the net asset value per unit as of the close of the business day plus the allowable sales load, provision for transaction costs and any provision for duties and charges, if applicable. The sales load is payable to the investment facilitators, distributors and the Management Company. Transaction costs are recorded as the income of the Fund.

NOTES TO AND FORMING PART OF THE FINANCIAL STATEMENTS FOR THE YEAR ENDED JUNE 30, 2017

Units redeemed are recorded at the redemption price, applicable on units for which the distributors receive redemption applications during business hours on that day. The redemption price represents the net asset value per unit as of the close of the business day less any back-end load, any duties, taxes, charges on redemption and any provision for transaction costs, if applicable.

4.15 Element of income / (loss) and capital gains / (losses) included in prices of units issued less those in units redeemed

An equalisation account called the element of income / (loss) included in prices of units sold less those in units redeemed is created, in order to prevent the dilution of per unit income and distribution of income already paid out on redemption.

The element of income / (loss) and capital gains / (losses) included in the prices of units issued less those in units redeemed to the extent that it is represented by income earned during the year is recognised in the Income Statement and the remaining portion of element of income / (loss) and capital gains / (losses) is held in separate reserve account and at the end of an accounting period (whether gain or loss) is included in amount available for distribution to the unit holders.

4.16 Revenue recognition

- Gains / (losses) arising on sale of investments are included in the Income Statement on the date at which the transaction takes place.
- Income on reverse repurchase transactions and debt securities (including government securities) is recognised on a time proportion basis using effective interest rate method.
- Markup on government securities is recognised on a time proportion basis
- Unrealised gains / (losses) arising on remeasurement of investments classified as 'at fair value through profit or loss' and derivatives are included in the Income Statement in the period in which they arise.
- Profit on bank deposits and term deposit receipts is recognised on time proportion basis.
- Element of income / (loss) and capital gains / (losses) included in prices of units issued less those in units redeemed is included in the Income Statement on the date of issue and redemption of units.

4.17 Expenses

All expenses including Management fee, Trustee fee, Securities and Exchange Commission of Pakistan fee and allocated expenses are recognised in the Income Statement on accrual basis.

4.18 Dividend distribution and appropriation

Distributions declared subsequent to the balance sheet date are considered as non-adjusting events and are recognized in the financial statements in the period in which such distributions are approved.

4.19 Cash and cash equivalents

Cash and cash equivalents comprise of deposits and current accounts maintained with banks. Cash equivalents are short term highly liquid investments that are readily convertible to known amounts of cash, are subject to an insignificant risk of changes in value, and are held for the purpose of meeting short term cash commitments rather than for investments and other purposes.

	Note	2017 (Rupees in '000)	2016
5. BALANCES WITH BANKS			
Saving accounts	5.1	9,286,266	2,955,704
Current account		21,448	69,632
		9,307,714	3,025,336

5.1 These carry mark-up at rates ranging between 3.75% to 6.75% per annum (2016: 3.75% to 6.4% per annum).

NOTES TO AND FORMING PART OF THE FINANCIAL STATEMENTS FOR THE YEAR ENDED JUNE 30, 2017

6. INVESTMENTS	Note	2017 (Rupees in '000)	2016
6.1 Loans and receivables			
Term deposit receipt	6.1.1	800,000	500,000
Commercial Papers	6.1.2	<u>48,644</u>	-
		<u>848,644</u>	500,000
6.2 Investments at fair value through profit or loss' - held for trading			
Market Treasury Bills	6.2.1	-	99,961
Letter of Placements	6.2.2	<u>-</u>	<u>-</u>
		<u>-</u>	<u>99,961</u>
6.3 Investment classified as available-for-sale'			
Pakistan Investment Bonds	6.3.1	-	502,469
		<u>848,644</u>	<u>1,102,430</u>

6.1.1 Term deposit receipt - Loans and receivables

Particulars	Profit / mark-up rates	Issue date	Maturity date	At June 30, 2017	Carrying value as a percentage of net assets	Carrying value as a percentage of total investments
(Rupees in '000)						
Zarai Taraqati Bank Limited	6.50%	31-May-17	13-Sep-17	800,000	8%	94%
As at June 30, 2017				<u>800,000</u>		
As at June 30, 2016				<u>500,000</u>		

6.1.2 Commercial Papers - Loans and receivables

Name of Investee Company	Profit / mark-up rates	Issue date	Maturity date	Face Value	Amortised Cost	Carrying value as a percentage of net assets	Carrying value as a percentage of total investments
(Rupees in '000)							
JS Global Capital Limited	7.91%	12-May-17	7-Nov-17	50,000	48,644	0.48%	5.73%
As at June 30, 2017					<u>48,644</u>		
As at June 30, 2016					<u>-</u>		

6.2.1 Market Treasury Bills - at fair value through profit or loss

Tenure	Face value			At June 30, 2017	At June 30, 2017			Market value as a percentage of net assets	Market value as a percentage of total investments
	At July 01, 2016	Purchases during the period	Sales / matured during the period		Carrying value	Market value	Appreciation		
(Rupees in '000)									
Treasury bills - 3 months	25,000	7,573,500	7,598,500	-	-	-	-	-	-
Treasury bills - 6 months	10,785	8,726,500	8,737,285	-	-	-	-	-	-
Treasury bills - 12 months	65,000	4,622,640	4,687,640	-	-	-	-	-	-
As at June 30, 2017					<u>-</u>	<u>-</u>	<u>-</u>		
As at June 30, 2016					<u>99,959</u>	<u>99,961</u>	<u>2</u>		

6.2.2 Letter of Placements - at fair value through profit or loss

Name of Investee Company	Face value			At June 30, 2017	At June 30, 2017			Market value as a percentage of net assets	Market value as a percentage of total investments
	At July 01, 2016	Purchases during the period	Sales / matured during the period		Carrying value	Market value	Appreciation		
(Rupees in '000)									
Pak Oman Investment Company Limited	-	300,000	300,000	-	-	-	-	-	-
As at June 30, 2017					<u>-</u>	<u>-</u>	<u>-</u>		
As at June 30, 2016					<u>-</u>	<u>-</u>	<u>-</u>		

6.3.1 Government securities - Available for sale

Issue date	Face value			At June 30, 2017	At June 30, 2017			Market value as a percentage of net assets	Market value as a percentage of total investments
	At July 01, 2016	Purchases during the year	Sales / matured during the year		Cost	Market value	Appreciation / (diminution)		
(Rupees in '000)									
Pakistan Investment Bond - 3 Years	501,200	-	501,200	-	-	-	-	-	-
As at June 30, 2017					<u>-</u>	<u>-</u>	<u>-</u>		
As at June 30, 2016					<u>502,390</u>	<u>502,469</u>	<u>79</u>		

**NOTES TO AND FORMING PART OF THE FINANCIAL STATEMENTS
FOR THE YEAR ENDED JUNE 30, 2017**

	Note	2017 (Rupees in '000)	2016
6.4 Net unrealised appreciation in value of investments at fair value through profit or loss			
Market value of investments	6.2.1, 6.2.2	-	99,961
Carrying value of investments	6.2.1, 6.2.2	48,644	99,959
		(48,644)	2
		2017 (Rupees in '000)	2016
7. PREPAYMENTS AND PROFITS RECEIVABLE			
Prepayments		261	132
Profit receivable on saving deposits		48,358	6,236
Profit receivable on term deposit receipts		4,416	877
Profit receivable on Pakistan Investment Bond		-	25,559
		53,035	32,804
		2017 (Rupees in '000)	2016
8. ACCRUED EXPENSES AND OTHER LIABILITIES			
Provision for Workers' Welfare Fund	8.1	4,963	102,911
Provision for federal excise duty and related taxes on	8.2		
- Management fee		54,267	54,267
- Sales load		19	19
Brokerage		54	279
Withholding tax on dividend and others		-	19,524
Capital gain tax		42,829	13,939
Auditors' remuneration		678	690
Printing and related expenditure		80	100
Zakat		-	19
Other		1,971	1,088
		104,861	192,836

8.1 Provision for Workers' Welfare Fund

The Supreme Court passed a judgment on November 10, 2016, which upheld the view of Lahore High Court, declaring the insertion of amendments through Finance Acts 2006 and 2008 pertaining to Workers' Welfare Fund (WWF) as unlawful and there by striking down the amendments introduced through these Finance Acts. The Federal Board of Revenue has filed a petition in the Supreme Court against the said judgment, which is pending hearing.

Mutual Fund Association of Pakistan (MUFAP), on behalf of all Asset Management Companies (AMCs), obtained a legal opinion dated December 5, 2016 on the matter, according to which there is no longer any basis in law to claim WWF payments from the mutual funds under the WWF Ordinance. After deliberating the position, The Mutual Fund Association of Pakistan (MUFAP) decided that the provision for WWF held for the period from January 1, 2013 to June 30, 2015 be reversed effective January 12, 2017. The provision reversed on January 12, 2017, amounted to Rs. 102.91 million. This has resulted in an increase in NAV per unit of Rs. 1.56 on January 12, 2017.

NOTES TO AND FORMING PART OF THE FINANCIAL STATEMENTS FOR THE YEAR ENDED JUNE 30, 2017

Furthermore, the Sindh Revenue Board (SRB) had written to mutual funds in January 2016 to register and pay Sindh Workers Welfare Fund (SWWF) for the accounting year closing on or after December 31, 2013. MUFAP reviewed the issue and based on an opinion dated August 2016 decided that SWWF is not applicable on mutual funds as they are not financial institutions as required by SWWF Act, 2014. MUFAP wrote to SRB that mutual funds are not establishments and are pass through vehicles hence, they do not have any worker and no SWWF is payable by them. SRB on November 11, 2016 responded back that as mutual funds are included in definition of financial institutions in The Financial Institutions (Recovery of Finance) Ordinance, 2001, SWWF is payable by them. MUFAP has taken up the matter with the Sindh Finance Ministry to have mutual funds excluded from SWWF.

MUFAP has also obtained a legal opinion that SWWF, if applicable, can only be applied from the date of enactment of SWWF Act, 2014, i.e. May 21, 2015. Accordingly, on January 12, 2017, MUFAP as an abundant caution, decided to provide for SWWF with effect from May 21, 2015, while the efforts to exclude mutual funds for SWWF continue. The provision made for SWWF on January 12, 2017, amounted to Rs. 5.17 million. This has resulted in a decrease in NAV per unit of Rs. 0.078 on January 12, 2017.

The SECP has also concurred with the directions issued by MUFAP through its letter no. SCD/AMCW/MUFAP/2017 - 405 dated February 01, 2017.

8.2 Federal Excise Duty and related tax payable

The Finance Act, 2013 enlarged the scope of Federal Excise Duty (FED) on financial services to include Asset Management Companies (AMCs) with effect from June 13, 2013. As the asset management services rendered by the Management Company of the Fund are already subject to provincial sales tax on services levied by the Sindh Revenue Board, which is being charged to the Fund, the Management Company is of the view that further levy of FED was not justified.

On September 04, 2013, a constitutional petition was filed in Sindh High Court (SHC) jointly by various asset management companies, together with their representative Collective Investment Schemes through their trustee, challenging the levy of FED.

The Sindh High Court in its decision dated July 16, 2016 maintained the previous order on the FED. The management is, however, of the view that since the Federal government still has the right to appeal against the order, the previous balance of FED can not be reversed.

Further, the Federal Government vide Finance Act 2016 has excluded asset management companies and other non banking finance companies from charge of FED on their services .

In view of the pending decision and as a matter of prudence, the Management Company of the Fund has made a provision for FED in the books of account of the Fund with effect from June 13, 2013 to June 30, 2015. However, the Management Company of the Fund has not made any further provision for FED after the year ended June 30, 2015. The aggregate balance of FED provision in the book of accounts of the Fund as on June 30, 2017 is Rs. 54.29 million. Had this provision not been made, the NAV of the Fund would have been higher by Rs. 0.54 per unit.

9. CONTINGENCIES AND COMMITMENTS

There were no contingencies and commitments as at June 30, 2017 and June 30, 2016 other than those disclosed in note 8.1 and note 8.2.

NOTES TO AND FORMING PART OF THE FINANCIAL STATEMENTS FOR THE YEAR ENDED JUNE 30, 2017

	Note	2017 (Rupees in '000)	2016
10. REMUNERATION OF MANAGEMENT COMPANY			
Management fee	10.1	<u>44,433</u>	<u>53,320</u>

10.1 The management company has charged remuneration at a rate of 10% of daily gross income subject to a minimum of 0.25% of average annual net assets and maximum 1% of average annual net assets of the Fund. The remuneration is paid to the Management Company on a monthly basis in arrears.

	Note	2017 (Rupees in '000)	2016
11. REMUNERATION OF CENTRAL DEPOSITORY COMPANY OF PAKISTAN LIMITED - TRUSTEE			
Trustee fee	11.1	<u>6,028</u>	<u>6,127</u>

11.1 The Trustee is entitled to a monthly remuneration for services rendered to the Fund under the provisions of the Trust Deed. The following tariff structure as amended by the Trustee of the Fund vide Trust deed dated May 18, 2015, is applicable based on net assets of the Fund.

Amount of funds under management (Average NAV)

Tariff per annum

Up to Rs. 1 billion

0.15% p.a. of Net Assets

Rs. 1 billion to Rs. 5 billion

Rs. 1.5 million plus 0.075% p.a. of Net Assets exceeding Rs. 1 billion

Over Rs. 5 billion

Rs. 8.25 million plus 0.06% p.a. of Net Assets exceeding Rs. 10 billion

12. SINDH SALES TAX ON REMUNERATION OF TRUSTEE

The Sindh Revenue Board through Circular No. SRB 3-4/TP/01/2015/86554 dated June 13th 2015 has amended the definition of services of shares, securities and derivatives and included the custodianship services as well. Accordingly, Sindh Sales Tax of 14% is applicable on Trustee fee which is now covered under the section 2(79A) of the Sindh Finance Bill 2010 (amended upto 2015). Accordingly, the Fund has made an accrual at the rate of 13% (2016: 14%) on account of Sindh Sales Tax on custodianship services.

	Note	2017 (Rupees in '000)	2016
13. SECURITIES AND EXCHANGE COMMISSION OF PAKISTAN - ANNUAL FEE			
Annual fee	13.1	<u>5,287</u>	<u>5,391</u>

13.1 Under the provisions of the NBFC Regulations, the Fund is required to pay as an annual fee to the SECP, equal to 0.075 percent of the average annual net assets of the Fund.

14. ALLOCATED EXPENSES

The SECP via its SRO 1160 dated November 25, 2015 has amended Clause 60 of NBFC Regulations, 2008. The said clause entitled the Management Company to reimbursement of fees and expenses related to registrar services, accounting, operation and valuation services related to CIS upto a maximum of 0.1% of average annual net assets of the scheme or actual whichever is less. Accordingly, the Fund is charging such expense at a rate of 0.1% of average annual net assets which is less than the actual expenses allocable to the Fund.

NOTES TO AND FORMING PART OF THE FINANCIAL STATEMENTS FOR THE YEAR ENDED JUNE 30, 2017

		2017	2016
		(Rupees in '000)	
15.	AUDITORS' REMUNERATION		
	Annual audit fee	500	500
	Half yearly review fee	280	280
	Other certifications	100	115
	Out of pocket expenses	177	174
		1,057	1,069

16. TAXATION

- 16.1** The Fund's income is exempt from Income Tax as per Clause 99 of Part I of the Second Schedule of the Income Tax Ordinance, 2001 subject to the condition that not less than 90% of the accounting income for the year as reduced by capital gains whether realised or unrealised is distributed amongst the unit holders. Furthermore, as per Regulation 63 of the Non-Banking Finance Companies and Notified Entities Regulations, 2008, the Fund is required to distribute 90% of the net accounting income other than capital gains to the unit holders. Since the management has distributed the income earned by the Fund during the year to the unit holders in the manner as explained above, accordingly no provision for taxation has been made in these financial statements.

		2017	2016
		(Rupees in '000)	
17.	CASH AND CASH EQUIVALENTS		
	In current account	9,286,266	2,955,704
	In deposit accounts	21,448	69,632
		9,307,714	3,025,336

18. EXPENSE RATIO

The expense ratio of the Fund from July 1, 2016 to June 30, 2017 is 1.07%, the total expense ratio includes 0.22% representing government levy and SECP fee. This ratio is within the maximum limit of 2% prescribed under the NBFC Regulations for a collective investment scheme categorised as an money market scheme.

19. TRANSACTIONS WITH CONNECTED PERSONS

Related parties / connected persons of the Fund include the Management Company, other collective investment schemes managed by the Management Company, MCB Bank Limited being holding company of the Management Company, the Trustee, directors, key management personnel, other associated undertakings and unit holders holding more than 10% units of the Fund.

The transactions with connected persons are in the normal course of business and at contracted rates.

Remuneration payable to the Management Company and the Trustee is determined in accordance with the provisions of the Non-Banking Finance Companies & Notified Entities Regulations, 2008 and the Trust Deed respectively.

19.1 Details of transactions with connected persons are as follows:

	2017	2016
	----- (Rupees in '000) -----	
MCB - Arif Habib Savings and Investments Limited - Management Company		
Remuneration including indirect taxes	50,209	70,511
Allocated expenses including indirect taxes	7,965	4,024
Investments in 16,839,312 units (2016: 5,131,839 units)	1,722,668	531,798
Redemption of 13,018,275 units (2016: 5,511,719 units)	1,359,985	570,903
Central Depository Company of Pakistan Limited - Trustee		
Remuneration and settlement charges for the year	6,812	6,985
CDS charges	80	-
MCB Bank Limited		
Profit on Bank deposits	435	3,296
Bank charges	28	76
Purchase of securities - Face value: Nil (2016: Rs. 500,000,000)	-	483,825
Sale of securities - Face value: Rs. 400,000,000 (2016: Rs. 1,965,000,000)	388,892	1,933,936
Silk Bank Limited		
Purchase of securities - Face value: Rs. 684,000,000 (2016: Rs. 1,500,000,000)	672,440	1,468,473
Sale of securities - Face value: Rs. 820,000,000 (2016: Rs. 750,000,000)	808,242	732,703

**NOTES TO AND FORMING PART OF THE FINANCIAL STATEMENTS
FOR THE YEAR ENDED JUNE 30, 2017**

	2017	2016
	----- (Rupees in '000) -----	
Adamjee Insurance Company Limited		
Issue of 10,916,806 of units (2016: 13,403,353 units)	1,095,560	1,415,072
Redemption of Nil units (2016: 22,058,571 units)	-	2,286,137
Adamjee Insurance Company Limited Investment Department		
Issue of Nil of units (2016: Nil units)	-	-
Redemption of Nil units (2016: 19,131,871 units)	-	1,924,255
Adamjee Insurance Company Limited - NUIL Fund		
Issue of 147,412 of units (2016: 617,356 units)	15,000	65,197
Redemption of 147,412 units (2016: 617,356)	15,048	65,210
Adamjee Life Assurance Co.Ltd.(ISF)		
Issue of 49,571 of units	5,000	-
Redemption of 49,571 units	5,045	-
Adamjee Life Assurance Co.Ltd.(ISF II)		
Issue of 1,138,601 of units	114,999	-
Redemption of 1,138,601 units	115,292	-
D.G. Khan Cement Company Ltd		
Issue of 7,962,797 of units	800,000	-
Redemption of 7,962,797 units (2016 :15,057,137 units)	800,540	1,509,401
Nishat Power Limited Employees Provident Fund Trust		
Issue of 118,482 of units	12,600	-
Redemption of 30,046 units	3,200	-
Dividend	571	-
Security General Insurance Company Ltd		
Issue of 6,984,222 of units	709,663	-
Redemption of 6,984,222 units	716,385	-
Adamjee Insurance Co.Ltd. Employees Gratuity Fund		
Issue of 378,672 of units	38,807	-
Redemption of 242,681 units	25,813	-
Adamjee Insurance Co.Ltd Employees Provident Fund		
Issue of 691,652 of units	72,305	-
Redemption of 412,014 units	43,512	-
Dividend	1,805	-
Security General Insurance Co. Ltd. Employees Provident Fund Trust		
Issue of 30,559 of units	3,072	-
Dividend	197	-
Arif Habib Limited		
Brokerage*	2	9
Next Capital Limited		
Brokerage*	5	102
Nishat Mills Limited Employees provident Fund Trust		
Issue of 9,638,602 of units (2016: 661,949 units)	1,001,701	69,513
Redemption of 5,477,676 units	570,608	-
Dividend paid	22,142	3,471
key management personnel		
Issue of 752,653 of units (2016: 10,335 unit)	76,978	1,079
Redemption of 601,754 units (2016: 9,536 units)	62,250	1,007
Dividend paid	223	82
Mandate under discretionary portfolio		
Issue of 48,170,624 of units (2016: 2,187,017 units)	4,986,137	227,407
Redemption of 42,610,569 units (2016: 2,492,870 units)	4,445,038	321,462
Dividend paid	50,951	1,743

*The amount disclosed represents the amount of brokerage paid to connected persons and not the purchase or sale value of securities transacted through them as the ultimate counter parties are not connected persons.

NOTES TO AND FORMING PART OF THE FINANCIAL STATEMENTS FOR THE YEAR ENDED JUNE 30, 2017

19.2	Amounts outstanding at year end	2017	2016
		----- (Rupees in '000) -----	
	MCB - Arif Habib Savings and Investments Limited - Management Company		
	Remuneration payable	4,379	2,854
	Sale tax payable on remuneration to the Management Company	569	400
	Legal and professional charges payable	-	2
	Allocated expenses payable excluding related taxes	664	393
	3,821,037 units held as at June 30, 2017	384,145	-
	Central Depository Company of Pakistan Limited - Trustee		
	Remuneration including indirect taxes payable	556	356
	Sindh Sales tax payable on remuneration of Trustee	72	50
	MCB Bank Limited		
	Bank balance	121,534	126,700
	Profit receivable on bank deposits	323	356
	Arif Habib Limited		
	Brokerage	-	9
	Next Capital Limited		
	Brokerage payable	8	28
	Adamjee Insurance Company Limited		
	10,916,806 units held as at June 30, 2017 (30 June 2016: Nil units)	1,097,332	-
	Nishat Mills Limited Employees Provident Fund Trust		
	4,820,875 units held as at June 30, 2017 (30 June 2016: 659,949 units)	484,583	66,218
	Nishat Power Limited Employees Provident Fund Trust		
	88,436 Units Held As At June 30, 2017 (30 June 2016: Nil units)	8,889	-
	Adamjee Insurance Co.Ltd. Employees Gratuity Fund		
	135,991 Units Held As At June 30, 2017 (30 June 2016: Nil units)	13,669	-
	Adamjee Insurance Co.Ltd Employees Provident Fund		
	279,638 Units Held As At June 30, 2017 (30 June 2016: Nil units)	28,109	-
	Security General Insurance Co. Ltd. Employees Provident Fund Trust		
	30,559 Units Held As At June 30, 2017 (30 June 2016: Nil units)	3,072	-
	key management personnel		
	167,824 Units Held As At June 30, 2017 (2016:16,925 units)	16,869	1,698
	Mandate Under Discretionary Portfolio Services		
	12,460,494 units held as at June 30, 2017 (2016: 6,900,439 units)	1,252,500	692,368
	Gul Ahmed Energy Ltd - Unit Holding with 10% or more holding		
	13,105,120 units held as at June 30, 2017	1,317,513	-

20. PARTICULARS OF INVESTMENT COMMITTEE AND FUND MANAGER

Details of members of the Investment Committee of the Fund are as follows:

Name	Designation	Qualification	Experience in years
Mr. Muhammad Saqib Saleem	Chief Executive Officer	FCA & FCCA	20
Mr. Muhammad Asim, CFA	Asset Class Specialist - Equities	MBA & CFA	14
Mr. Saad Ahmed	Asset Class Specialist - Fixed Income	MBA	12
Mr. Awais Abdul Sattar	Senior Research Analyst	MBA & CFA	6
Mr. Syed Muhammad Usama	Manager - Fixed Income	MA & CFA Level I	13

NOTES TO AND FORMING PART OF THE FINANCIAL STATEMENTS FOR THE YEAR ENDED JUNE 30, 2017

20.1 Mr. Saad Ahmed is the fund manager. Details of the other funds being managed by him are as follows:

- Pakistan Income Enhancement Fund
- Pakistan Cash Management Fund
- MCB DCF Income Fund
- MCB Pakistan Sovereign Fund

**2017
(Percentage)**

21. **TOP TEN BROKERS / DEALERS BY PERCENTAGE OF COMMISSION PAID**

1	EFG Hermes Pakistan Limited	16.89
2	Invest ONE Private Limited	13.31
3	BMA Capital Management Limited	11.74
4	Magenta Capital Limited	10.98
5	C & M Management Private Limited	9.77
6	FSCL Asset Management Limited	9.72
7	Icon Securities Private Limited	8.47
8	Invest Capital Market	6.09
9	Elixir Securities Pakistan Pvt Limited	3.70
10	Vector Capital Pvt Limited	2.96

**2016
(Percentage)**

1	Invest & Finance Securities (Private) Limited	28.52
2	Invest Capital Markets Limited	18.79
3	Vector Capital Markets Limited	14.12
4	Invest One Markets Private Limited	5.26
5	JS Global Capital Limited	4.94
6	Next Capital Limited	4.78
7	BMA Capital Management Limited	4.46
8	C & M Management (Private) Limited	3.91
9	Summit Capital Private Limited	2.82
10	Elixir Securities Pakistan (Private) Limited	2.67

22. **PATTERN OF UNIT HOLDINGS**

	As at June 30, 2017			
	Number of Unit Holders	Number of units	Investment amount (Rupees in '000')	Percentage investment %
Individuals	689	14,400,854	1,447,779	14.34
Retirement funds	46	8,537,099	858,271	8.50
Public Listed Companies	4	14,328,254	1,440,480	14.27
Associated Companies	6	20,500,495	2,061,001	20.42
Others	48	42,627,006	4,285,474	42.46
	793	100,393,708	10,093,005	100.00
	As at June 30, 2016			
	Number of Unit Holders	Number of units	Investment amount (Rupees in '000')	Percentage investment %
Individuals	425	5,877,538	589,733	14.90
Retirement funds	19	1,851,116	185,735	4.69
Public Listed Companies	3	6,584,996	660,717	16.69
Others	33	25,136,386	2,522,103	63.72
	480	39,450,036	3,958,288	100.00

23. **ATTENDANCE AT MEETINGS OF BOARD OF DIRECTORS**

During the year, eight board meetings were held on July 12, 2016 (126th meeting), August 5, 2016 (127th meeting), August 15, 2016 (128th meeting), October 21, 2016 (129th meeting), February 02, 2017 (130th meeting), March 20, 2017 (131st meeting), April 21, 2017 (132nd meeting) and May 12, 2017 (133rd meeting) Information in respect of attendance by Directors in the meetings is given below :

NOTES TO AND FORMING PART OF THE FINANCIAL STATEMENTS FOR THE YEAR ENDED JUNE 30, 2017

Name of persons attending the meetings	Designation	Number of Meetings Held	Number of meetings			Meetings Not Attended
			Attendance required	Attended	Leave Granted	
Mr. Mian Mohammad Mansha	Chairman	8	8	1	7	126th 128th 129th 130th 131st 132nd 133rd
Mr. Nasim Beg	Director	8	8	6	2	127th 130th
Dr. Syed Salman Ali Shah	Director	8	8	7	1	126th
Mr. Haroun Rashid	Director	8	8	2	6	126th 127th 128th 130th 131th 132th
Mr. Ahmed Jahangir	Director	8	8	8	-	-
Mr. Samad A. Habib	Director	8	8	5	3	128th 129th 131th
Mr. Mirza Mehmood Ahmed	Director	5	5	1	4	126th 127th 128th 130th
Mr. Saqib Saleem	Chief Executive Officer	8	8	8	-	-
Mr. Mirza Qamar Beg*	Director	3	3	3	-	-

* Mr. Mirza Qamar Beg was appointed on February 06, 2017.

24. FINANCIAL RISK MANAGEMENT

The Fund's overall risk management programme focuses on the unpredictability of financial markets and seeks to minimise potential adverse effects on the Fund's financial performance.

The Fund's activities expose it to a variety of financial risks: market risk (including currency risk, interest rate and price risk), credit risk and liquidity risk. Risk of the Fund are being managed by the Management Company in accordance with the approved policies of the Investment Committee which provide broad guidelines for management of above mentioned risks. The Board of Directors of Management Company has overall responsibility for the establishment and oversight of the Fund's risk management framework.

The Fund primarily invests in a mix of short term corporate debt and government securities, repurchase agreements, term deposit and money market placements with scheduled banks.

24.1 Market risk

Market risk is the risk that the fair value or the future cash flows of a financial instrument may fluctuate as a result of changes in market prices.

The Management Company manages market risk by monitoring exposure on marketable securities by following the internal risk management policies and investment guidelines approved by the Board and regulations laid down by the Securities and Exchange Commission of Pakistan and the Non Banking Finance Companies and Notified Entities Regulations, 2008 (the Regulations), The Non Banking Finance Companies (Establishment and Regulation) Rules, 2003 (the Rules).

Market risk comprises of three types of risk: currency risk, interest rate risk and other price risk.

25.1.1 Currency risk

Currency risk is the risk that the fair value or future cash flows of a financial instrument will fluctuate because of changes in foreign exchange rates. The Fund, at present is not exposed to currency risk as all transactions are carried out in Pak Rupees.

25.1.2 Interest rate risk

Interest rate risk is the risk that the fair value or future cash flows of a financial instrument will fluctuate because of changes in market interest rates. Currently the Funds exposure is limited to fixed interest rate instruments.

NOTES TO AND FORMING PART OF THE FINANCIAL STATEMENTS FOR THE YEAR ENDED JUNE 30, 2017

a) Sensitivity analysis for variable rate instruments

As at June 30, 2017, the Fund does not hold any variable interest based investment except balances with banks in deposit accounts exposing the Fund to cash flow interest rate risk.

b) Sensitivity analysis for fixed rate instruments

As at June 30, 2017, the Fund holds term deposit receipts and commercial papers which are not carried at market value, any increase or decrease in market value will not affect the net income of the Fund not the net assets of Funds as at June 30, 2017.

The composition of the Fund's investment portfolio, KIBOR rates and rates announced by FMAP is expected to change over time. Accordingly, the sensitivity analysis prepared as of June 30, 2017 is not necessarily indicative of the impact on the Fund's net assets of future movements in interest rates.

Yield / interest rate sensitivity position for on-balance sheet financial instruments is based on the earlier of contractual repricing or maturity date and for off-balance sheet instruments is based on the settlement date.

----- June30, 2017 -----						
	Yield / effective interest rate (%)	Up to three months	More than three months and up to one year	More than one year	Not exposed to yield / interest risk	Total
----- Rupeesin '000 -----						
On-balance sheet financial instruments						
Financial Assets						
Balances with banks	3.75% to 6.75%	9,307,714	-	-	-	9,307,714
Investments						
at fair value through profit and loss - net						
- Government securities		-	-	-	-	-
- Listed debt securities		-	-	-	-	-
loans and receivables						
- Term deposit receipt	6.50%	-	-	-	800,000	800,000
- Unlisted debt securities	7.91%	-	48,644	-	-	48,644
Available for sale						
- Government securities		-	-	-	-	-
Profit receivable		-	48,644	-	800,000	848,644
Security deposits		-	-	-	52,935	52,935
		-	-	-	100	100
		9,307,714	48,644	-	800,100	10,156,458
Financial Liabilities						
Payable to the Management Company		-	-	-	5,612	5,612
Payable to the Central Depository Company of Pakistan Limited - Trustee		-	-	-	628	628
Payable to the Securities and Exchange Commission of Pakistan		-	-	-	5,287	5,287
Accrued expenses and other liabilities		-	-	-	2,783	2,783
		-	-	-	14,310	14,310
On-balance sheet gap		9,307,714	48,644	-	785,790	10,142,148
Off-balance sheet financial instruments		-	-	-	-	-

**NOTES TO AND FORMING PART OF THE FINANCIAL STATEMENTS
FOR THE YEAR ENDED JUNE 30, 2017**

	June 30, 2016					
	Yield / effective interest rate (%)	Up to three months	More than three months and up to one year	More than one year	Not exposed to yield / interest risk	Total
----- Rupees in '000 -----						
On-balance sheet financial instruments						
Financial Assets						
Balances with banks	3.75% to 6.40%	3,025,336	-	-	-	3,025,336
Investments						
at fair value through profit and loss - net						
- Government securities	12.00%	-	67,838	-	-	67,838
- Listed debt securities	8% to 12.64%	-	133,098	-	-	133,098
- Unlisted debt securities	11.78% to 12.67%	-	112,101	-	-	112,101
loans and receivables						
- Term deposit receipts	8.25%	-	-	-	500,000	500,000
Available for sale						
- Government securities	11.25%	-	-	502,469	-	502,469
Profit receivable		-	313,037	502,469	500,000	1,315,506
Security deposits		-	-	-	32,552	32,552
		-	-	-	252	252
		<u>3,025,336</u>	<u>313,037</u>	<u>502,469</u>	<u>500,252</u>	<u>4,341,094</u>
Financial Liabilities						
Payable to the management company		-	-	-	3,649	3,649
Payable to the Central Depository Company of Pakistan Limited - Trustee		-	-	-	406	406
Payable to the Securities and Exchange Commission of Pakistan		-	-	-	5,391	5,391
Accrued expenses and other liabilities		-	-	-	2,157	2,157
		-	-	-	11,603	11,603
On-balance sheet gap		<u>3,025,336</u>	<u>313,037</u>	<u>502,469</u>	<u>488,649</u>	<u>4,329,491</u>
Off-balance sheet financial instruments		-	-	-	-	-

25.1.3 Price risk

Price risk is the risk that the fair value or future cash flows of a financial instrument will fluctuate because of changes in market prices (other than those arising from interest risk or currency risk) whether those changes are caused by factors specific to the individual financial instrument or its issuer, or factors affecting all similar financial instruments traded in the market. The fund does not hold any security which exposes the Fund to price risk.

25.2 Credit risk

Credit risk represents the risk of loss if counterparties fail to perform as contracted. The Fund is exposed to counter party credit risks on investment in term finance certificates and sukuks, loans and receivables, and balances with bank. The credit risk on the fund is limited because the counterparties are financial institutions with reasonably high credit ratings. Investments in Treasury bills are government backed and hence considered as secured.

The Fund has adopted a policy of only dealing with creditworthy counterparties, and obtaining sufficient collateral, where appropriate, as a means of mitigating the risk of financial loss from defaults. This information is supplied by independent rating agencies, where available, and if not available, the Fund uses other publicly available financial information and its own trading records to rate its major customers. The Fund's exposure and the credit ratings of its counterparties are continuously monitored and the aggregate value of transactions concluded is spread amongst approved counterparties.

Credit risk from balances with banks and financial institutions is managed in accordance with the Fund's policy. Investments of surplus funds are made only with approved counterparties and within credit limits assigned to each counterparty. Counterparty credit limits are approved by the Board of Directors. The limits are set to minimise the concentration of risk and therefore mitigate financial loss through potential counterparty failure.

The Fund's maximum exposure to credit risk related to receivables is the carrying amounts of following financial assets.

NOTES TO AND FORMING PART OF THE FINANCIAL STATEMENTS FOR THE YEAR ENDED JUNE 30, 2017

	2017	2016
	----- (Rupees in '000) -----	
Balances with banks	9,307,714	3,025,336
Investments	848,644	1,102,430
Prepayments and profit receivable	52,935	32,804
Security deposits	100	252
	10,209,293	4,160,822

The analysis below summarizes the credit rating quality of the Fund's financial assets.

Bank Balances by rating category

	2017	2016
	----- % -----	
AAA / A1+	1.31	4.24
AAA / A-1+	53.52	0.00
AA+ / A1+	0.14	53.82
AA / A1+	45.04	41.94
	100	100

Investment in fixed income securities

Investment in treasury bills do not expose the Fund to credit risk as the counter party to the investment is the Government of Pakistan and management does not expect to incur any credit loss on such investments.

Security deposits

Deposits are placed with National Clearing Company of Pakistan Limited (NCCPL) and Central Depository Company of Pakistan Limited (CDC) for the purpose of effecting transaction and settlement of listed securities. It is expected that all securities deposited with NCCPL and CDC will be clearly identified as being assets of the Fund, hence management believes that the Fund is not materially exposed to a credit risk with respect to such parties.

Concentration of credit risk

Concentration of credit risk exists when changes in economic or industry factors similarly affect groups of counterparties whose aggregate credit exposure is significant in relation to the Fund's total credit exposure. The Fund's portfolio of financial instruments is broadly diversified and transactions are entered into with diverse credit-worthy counterparties thereby mitigating any significant concentration of credit risk.

Settlement risk

The Fund's activities may give rise to risk at the time of settlement of transactions. Settlement risk is the risk of loss due to the failure of counter party to honour its obligations to deliver cash, securities or other assets as contractually agreed. Credit risk relating to unsettled transactions in securities is considered to be minimal as the Fund uses brokers with high creditworthiness and the transactions are settled or paid for only upon delivery using central clearing system.

25.3 Liquidity risk

Liquidity risk is the risk that the Fund may not be able to generate sufficient cash resources to settle its obligations in full as they fall due or can only do so on terms that are materially disadvantageous.

The Fund is exposed to daily cash redemptions, if any, at the option of unit holders. The Fund's approach to managing liquidity is to ensure, as far as possible, that the Fund will always have sufficient liquidity to meet its liabilities when due under both normal and stressed conditions, without incurring unacceptable losses or risking damage to the Fund's reputation. Its policy is therefore to invest the majority of its assets in investments that are traded in an active market and can be readily disposed and are considered readily realisable.

The Fund has the ability to borrow in the short term to ensure settlement. During the current year, the Fund did not avail any borrowing. As per NBFC regulation the maximum amount available to the Fund from the borrowing would be limited to fifteen percent of the net assets up to 90 days and would be secured by the assets of the Fund and bear interest at commercial rates.

NOTES TO AND FORMING PART OF THE FINANCIAL STATEMENTS FOR THE YEAR ENDED JUNE 30, 2017

In order to manage the Fund's overall liquidity, the Fund also has the ability to withhold daily redemption requests in excess of ten percent of the units in issue and such requests would be treated as redemption requests qualifying for being processed on the next business day. Such procedure would continue until the outstanding redemption requests come down to a level below ten percent of the units then in issue. The Fund did not withhold any redemptions during the year.

The table below analyses the Fund's financial liabilities into relevant maturity groupings based on the remaining period at the balance sheet date to the contractual maturity date. The amounts in the table are the contractual undiscounted cash flows.

	June 30, 2017			Total
	Up to three months	More than three months and up to one year	More than one year	
----- (Rupees in '000) -----				
Payable to the Management Company	5,612	-	-	5,612
Payable to the Central Depository Company of Pakistan Limited - Trustee	628	-	-	628
Payable to the Securities and Exchange Commission of Pakistan	5,287	-	-	5,287
Accrued expenses and other liabilities	2,783	-	-	2,783
	<u>14,310</u>	<u>-</u>	<u>-</u>	<u>14,310</u>

	June 30, 2016			Total
	Up to three months	More than three months	More than one year	
----- (Rupees in '000) -----				
Payable to the Management Company	3,649	-	-	3,649
Payable to the Central Depository Company of Pakistan Limited - Trustee	406	-	-	406
Accrued expenses and other liabilities	2,157	-	-	2,157
	<u>6,212</u>	<u>-</u>	<u>-</u>	<u>6,212</u>

25.4 Financial instruments by category

	June 30, 2017			Total
	Loans and receivables	Assets classified as Available	Assets classified at fair value through	
----- (Rupees in '000) -----				
Financial Assets				
Balances with banks	9,307,714	-	-	9,307,714
Investments	848,644	-	-	848,644
Profit receivable	52,774	-	-	52,774
Security deposits	100	-	-	100
	<u>10,209,232</u>	<u>-</u>	<u>-</u>	<u>10,209,232</u>

	June 30, 2017			Total
	Liabilities at fair value through	Other financial liabilities	Total	
----- (Rupees in '000) -----				
Financial Liabilities				
Payable to the Management Company	-	5,612	5,612	5,612
Payable to the Central Depository Company of Pakistan Limited- Trustee	-	628	628	628
Payable to the Securities and Exchange Commission of Pakistan	-	5,287	5,287	5,287
Accrued expenses and other liabilities	-	2,783	2,783	2,783
	<u>-</u>	<u>14,310</u>	<u>14,310</u>	<u>14,310</u>

NOTES TO AND FORMING PART OF THE FINANCIAL STATEMENTS FOR THE YEAR ENDED JUNE 30, 2017

	June 30, 2016			Total
	Loans and receivables	Assets classified as Available	Assets classified at fair value through	
	(Rupees in '000)			
Financial Assets				
Balances with banks	3,025,336	-	-	3,025,336
Investments	500,000	99,961	502,469	1,102,430
Profit receivable	32,552	-	-	32,552
Security deposits	252	-	-	252
	3,558,140	99,961	502,469	4,160,570

	June 30, 2016			Total
	Liabilities at fair value through	Other financial liabilities		
	(Rupees in '000)			
Financial Liabilities				
Payable to Management Company	-	3,649	-	3,649
Payable to Central Depository Company of Pakistan Limited- Trustee	-	406	-	406
Accrued expenses and other liabilities	-	2,157	-	2,157
	-	6,212	-	6,212

25.5 Fair value of financial instruments

Fair value is the amount for which an asset could be exchanged, or liability settled, between knowledgeable willing parties in an arm's length transaction. Consequently, differences can arise between carrying values and the fair value estimates.

Underlying the definition of fair value is the presumption that the Fund is a going concern without any intention or requirement to curtail materially the scale of its operations or to undertake a transaction on adverse terms.

Financial assets which are tradable in an open market are revalued at the market prices prevailing on the balance sheet date. The estimated fair value of all other financial assets and liabilities is considered not significantly different from book values as the items are either short term in nature or periodically repriced.

International Financial Reporting Standard 7, Financial Instruments : Disclosure requires an entity shall classify fair value measurements using a fair value hierarchy that reflects the significance of the inputs used in making the measurements. The fair value hierarchy has the following levels:

Level 1 Quoted prices (unadjusted) in active markets for identical assets or liabilities.

Level 2 Inputs other than quoted prices included within level 1 that are observable for the asset or liability, either directly (that is, as prices) or indirectly (that is, derived from prices).

Level 3 Inputs for the assets or liability that are not based on observable market data (that is, unobservable inputs).

The level in the fair value hierarchy within which the fair value measurement is categorised in its entirety shall be determined on the basis of the lowest level input that is significant to the fair value measurement in its entirety.

	June 30, 2017			Total
	Level 1	Level 2	Level 3	
	(Rupees in '000)			
ASSETS				
Investments classified at fair value through profit and loss	-	-	-	-
Investments classified as loans and receivable	-	-	48,644	48,644
Investments classified as Available for sale	-	-	-	-
	-	-	48,644	48,644
	June 30, 2016			Total
	Level 1	Level 2	Level 3	
	(Rupees in '000)			
Investments classified at fair value through profit and loss	-	99,961	-	99,961
Investments classified as Available for sale	-	502,469	-	502,469
	-	602,430	-	602,430

NOTES TO AND FORMING PART OF THE FINANCIAL STATEMENTS FOR THE YEAR ENDED JUNE 30, 2017

25. UNIT HOLDERS' FUND RISK MANAGEMENT

The Unit Holder's Fund is represented by redeemable units. They are entitled to distribution and to payment of a proportionate share based on the Fund's net asset value per share on the redemption date. The relevant movements are shown on the statement of movement of unit

The Fund has no restrictions on the subscription and redemption of units. There is no specific capital requirement which is applicable to the fund.

The Fund's capital is represented by redeemable units. The Fund is required by the NBFC Regulations, 2008, to maintain minimum fund size to Rs. 100 million during the life of the scheme. The units issued by the Fund provides an investor with the right to require redemption for cash at a value proportionate to the unit holder's share in the Fund's net assets at the redemption date.

The Fund's objective in managing the unit holders' fund is to ensure a stable base to maximise returns to all investors and to manage liquidity risk arising from redemption. In accordance with the risk management policies, the Fund endeavors to invest the subscriptions received in appropriate investments while maintaining sufficient liquidity to meet redemption, such liquidity being augmented by disposal of investments.

The Fund's objective in managing the unit holders' fund is to ensure a stable base to maximise returns to all investors and to manage liquidity risk arising from redemption. In accordance with the risk management policies, the Fund endeavors to invest the subscriptions received in appropriate investments while maintaining sufficient liquidity to meet redemption, such liquidity being augmented by disposal of investments.


26. GENERAL

Figures have been rounded off to the nearest thousand Rupees unless otherwise stated.

27. DATE OF AUTHORIZATION FOR ISSUE

These financial statements were authorized for issue on August 04, 2017 by the Board of Directors of the Management Company.


For MCB-Arif Habib Savings and Investments Limited
(Management Company)



Chief Executive Officer



Chief Financial Officer



Director

**PATTERN OF HOLDING AS PER REQUIREMENT OF CODE OF CORPORATE GOVERNANCE
FOR THE YEAR ENDED JUNE 30, 2017**

Category	No.of Unit Holders	Units
Associated Companies, undertakings and related Parties		
Adamjee Insurance Co. Ltd.	1	10,916,806
Nishat Mills Limited Employees Provident Fund Trust	1	4,820,874
MCB-Arif Habib Savings And Investments Limited	1	3,821,036
MCB Financial Services Limited	1	526,148
Adamjee Insurance Co.ltd Employees Provident Fund	1	279,638
Adamjee Insurance Co.ltd. Employees Gratuity Fund	1	135,991
Security General Insurance Co. Ltd. Employees Provident Fund Trust	1	30,559
Nishat Power Limited Employees Provident Fund Trust	1	88,437
Mutual Funds	-	-
Directors and their spouse (s) and minor children	-	-
Executives	10	167,824
Public sector companies and corporations	4	14,328,254
Banks, Development Finance Institutions, Non-Banking Finance Companies, Insurance Companies, Takaful, Modarbas and Pension Funds	3	1,488,920
Unitholders holding 5 percent or more Voting interest in the listed company		
Gul Ahmed Energy Ltd	1	13,105,120
Others	767	50,684,099
	793	100,393,708

**PATTERN OF UNITS HOLDING BY SIZE
FOR THE YEAR ENDED JUNE 30, 2017**

No. of Unit Holder	Unit holdings	Total Units Held
708	1-10000	9,038,014
68	10001 – 100000	21,676,485
15	100001 – 1000000	45,657,277
2	1000001 onwards	24,021,932
793		100,393,708

**PERFORMANCE TABLE
FOR THE YEAR ENDED JUNE 30, 2017**

Performance Information	2017	2016	2015	2014	2013
Total Net Assets Value – Rs. in million	10,093	3,958	12,533	10,181	11,075
Net Assets value per unit – Rupees	100.53	100.34	100.11	100.02	101.10
Closing Offer Price	100.53	100.34	100.11	100.02	101.10
Closing Repurchase Price	100.53	100.34	100.11	100.02	101.10
Highest offer price per unit	106.95	105.64	108.46	101.74	103.59
Lowest offer price per unit	100.34	100.13	100.00	100.00	100.23
Highest Redemption price per unit	106.95	105.64	108.46	101.39	102.81
Lowest Redemption price per unit	100.34	100.13	100.00	100.00	100.19
Distribution per unit – Rs. *	6.90	5.55	8.70	7.91	9.06
Average Annual Return - %					
One year	7.11	5.77	8.83	8.25	9.20
Two year	6.44	7.30	8.53	8.73	5.40
Three year (inception date September 30, 2009)	7.24	7.62	8.75	9.57	4.00
Net Income for the period – Rs. in million	140.68	89.62	130.69	1,059.01	845.86
Distribution made during the year – Rs. in million	157.20	13.26	120.58	1,056.87	864.53
Accumulated Capital Growth – Rs. in million	(16.52)	76.37	10.11	2.13	(18.66)
Weighted average Portfolio Duration (months)	0.23	0.33	1.70	4.17	2.60

*** Date of Distribution**

2017	
Date	Rate
June 19, 2017	6.90

2016	
Date	Rate
June 25, 2016	5.55

2015	
Date	Rate
June 22, 2015	8.70

2014	
Date	Rate
July 26, 2013	0.52
August 27, 2013	0.60
September 26, 2013	0.63
October 29, 2013	0.71
November 28, 2013	0.61
December 27, 2013	0.65
January 28, 2013	0.72
February 27, 2013	0.69
March 27, 2014	0.63
April 29, 2014	0.73
May 28, 2014	0.66
June 27, 2014	0.75

2013	
Date	Rate
September 26, 2013	2.67
December 27, 2013	2.15
January 28, 2013	0.74
February 27, 2013	0.56
July 04, 2013	1.10
March 27, 2014	0.60
April 29, 2014	0.65
May 28, 2014	0.60

Disclaimer

The past performance is not necessarily indicative of future performance and unit prices and investments and returns may go down, as well as up.

MCB-Arif Habib Savings and Investments Limited

Head Office: 24th Floor, Centrepoint, Off Shaheed-e-Millat Expressway, Near K.P.T. Interchange, Karachi-74900
UAN: (+92-21) 11-11-62224 (11-11-MCB-AH), 111-468-378 (111-INVEST), Fax: (+92-21) 35316080, 35316081,
URL: www.mcbah.com, Email: info@mcbah.com